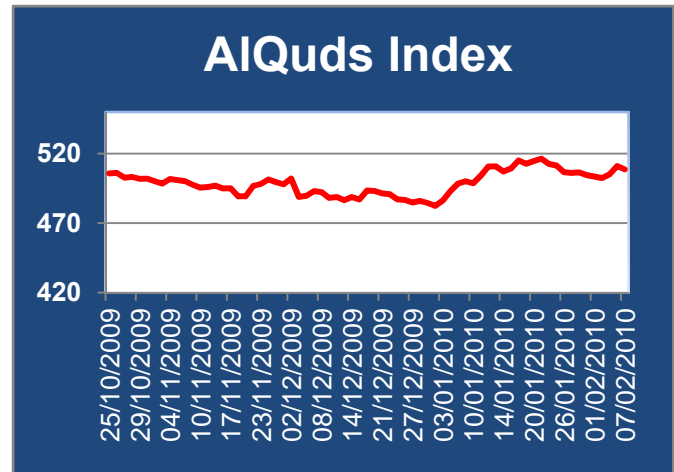


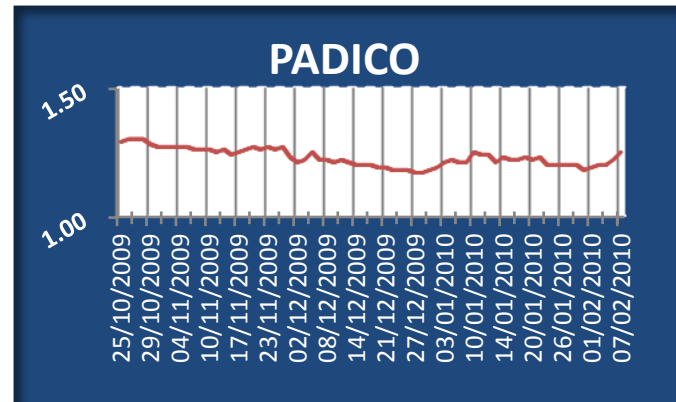
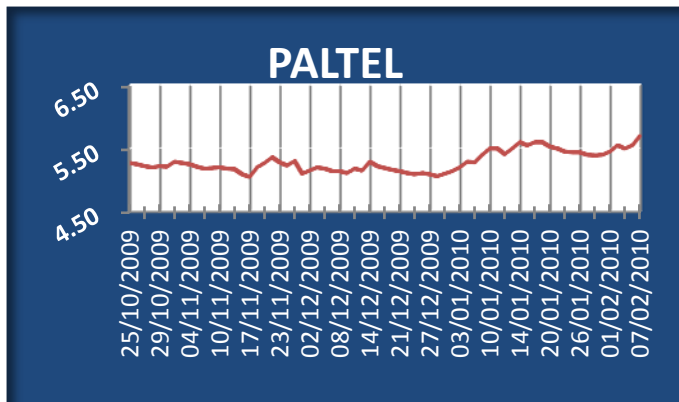
Sunday (07-02-2010)

“Al-Quds Index” increased today by %1.72, an increase of **8.80** points, ending today’s session at **521.36** points. Today's trading volume reached **1.44** million shares, with a total trading value of **\$5.53** million, through **(415)** contracts. . In general, **(6)** of the companies share prices increased, and the share prices of **(8)** companies decreased; while **(5)** remaining companies experienced no change in its share price (of a total of **(19)** traded companies) during today's trading session.



Palestine telecommunications (**PALTEL**) experienced an increase of %2.70 , when it closed at **JD5.70** at the end of the session. Trading volume for **PALTEL** reached **0.56** million shares, valued **\$4.48** million.

Palestine development and investment (**PADICO**) an increase of %2.46, when it closed at **\$1.25** at the end of the session. Trading volume for **PADICO** reached **0.57** million shares, valued **\$0.70** million.



Al-Quds Index Companies

Market Cap	# of trades	Total Value (USD)	# of Shares Traded	52 Week Price		% Change	Open Price	Closing Price	Company
				Low	High				
1,058,197,990	147	4,481,534	564,067	5.00	6.55	2.70	5.55	5.70	JOD PALTEL
312,500,000	133	698,299	569,852	1.16	1.63	2.46	1.22	1.25	USD PADICO
366,000,000	16	127,238	34,760	2.80	3.86	-(0.27)	3.67	3.66	USD BOP
47,208,449	15	23,103	20,202	1.13	1.50	1.75	1.14	1.16	USD AIB
26,400,000	6	10,814	16,385	0.56	0.70	0.00	0.66	0.66	USD UCI
18,776,443	6	7,111	7,200	0.36	0.76	1.43	0.70	0.71	JOD PIIC
22,200,000	5	6,273	8,489	0.57	0.89	0.00	0.74	0.74	USD AMB
26,129,491	5	4,680	6,000	0.75	0.92	0.00	0.78	0.78	USD AIG
63,000,000	6	4,017	3,790	0.80	1.09	-(1.87)	1.07	1.05	USD PEC
66,558,522	1	3,922	713	3.55	4.30	0.00	3.90	3.90	JOD BPC
5,317,347	4	938	1,160	0.54	0.79	0.00	0.58	0.58	JOD WASSEL
15,232,720	0	0	0	0.72	0.93	--	0.72	0.00	JOD GMC

Daily Sahem Report

		Index	الإغلاق	Closing	الإفتتاح	Opening	نسبة التغيير	% Change	قيمة التغيير	Value Change		
القدس		Al- Quds	521.36		512.56		1.72		8.80			
رمز الشركة	سعر الإغلاق	الإغلاق السابق	نسبة التغيير	أسعار 52 أسبوع		كمية الأسهم	القيمة بالدولار	عدد العقود	القيمة السوقية بالدولار	Company		
Company	Closing	Previous	%	52 week Prices		# of	Value	No.	Market	*P/E		
Symbol	Price	Close	Change	High	Low	Shares	(USD)	Contracts	Cap (USD)			
قطاع البنوك --- Banking Sector												
AIB	USD	1.16	1.14	1.75	1.50	1.13	20,202	23,103	15	47,208,449	9.27	
AMB	USD	0.74	0.74	0.00	0.89	0.57	8,489	6,273	5	22,200,000	0	
BOP	USD	3.66	3.67	-(0.27)	3.86	2.80	34,760	127,238	16	366,000,000	15.50	
ISBK	USD	0.74	0.73	1.37	0.83	0.65	176,940	132,078	36	26,596,404	0	
PCB	USD	0.00	0.76	--	0.96	0.63	0	0	0	22,819,803	105.14	
PIBC	USD	0.00	1.20	--	1.61	1.17	0	0	0	48,000,000	16.09	
QUDS	USD	1.12	1.14	-(1.75)	1.25	0.67	500	560	1	56,000,000	0.00	
Sector Total Banking-إجمالي قطاع البنوك							240,891	289,252	73	588,824,656		
قطاع الصناعة --- Industry Sector												
ACPC	JOD	0.00	0.31	--	0.00	0.00	0	0	0	288,575	0	
APC	JOD	1.15	1.10	4.55	1.27	0.95	1,000	1,622	1	2,433,004	7.08	
AZIZA	JOD	0.00	1.32	--	1.35	0.69	0	0	0	18,617,768	16.65	
BPC	JOD	3.90	3.90	0.00	4.30	3.55	713	3,922	1	66,558,522	15.31	
GMC	JOD	0.00	0.72	--	0.93	0.72	0	0	0	15,232,720	5.55	
JCC	JOD	0.00	2.89	--	3.48	2.70	0	0	0	28,533,141	8.70	
JPH	JOD	0.00	4.06	--	4.64	3.65	0	0	0	28,631,871	13.19	
LADAEN	JOD	0.00	0.30	--	0.37	0.27	0	0	0	2,961,918	0	
NCI	JOD	0.30	0.31	-(3.23)	0.35	0.26	10,000	4,231	6	2,115,656	0	
VOIC	JOD	0.00	2.48	--	2.48	1.52	0	0	0	13,991,535	10.68	
Industry Sector Total-إجمالي قطاع الصناعة							11,713	9,775	8	179,364,709		
قطاع التأمين --- Insurance Sector												
AIE	JOD	0.00	0.36	--	0.00	0.00	0	0	0	507,757	0	
AIG	USD	0.78	0.78	0.00	0.92	0.75	6,000	4,680	5	26,129,491	21.85	
MIC	USD	0.00	0.66	--	0.73	0.49	0	0	0	4,752,000	0	
NIC	USD	0.00	4.80	--	4.85	3.80	0	0	0	38,400,000	15.81	
TRUST	USD	0.00	2.85	--	3.90	2.78	0	0	0	23,512,500	29.23	
Insurance Sector Total-إجمالي قطاع التأمين							6,000	4,680	5	93,301,749		
قطاع الاستثمار --- Investment Sector												
ARAB	JOD	0.00	0.64	--	0.70	0.50	0	0	0	8,532,424	11.63	
IID	JOD	0.00	0.76	--	0.00	0.00	0	0	0	4,287,728	0	
JREI	USD	0.00	0.90	--	1.25	0.90	0	0	0	9,000,000	20.55	
PADICO	USD	1.25	1.22	2.46	1.63	1.16	569,852	698,299	133	312,500,000	13.45	
PID	JOD	0.96	0.98	-(2.04)	1.03	0.91	2,500	3,427	4	6,554,022	0	
PIIC	JOD	0.71	0.70	1.43	0.76	0.36	7,200	7,111	6	18,776,443	0	
PRICO	JOD	0.74	0.75	-(1.33)	0.85	0.62	20,000	20,559	20	50,881,515	0	
UCI	USD	0.66	0.66	0.00	0.70	0.56	16,385	10,814	6	26,400,000	8.75	
Investment Sector Total-إجمالي قطاع الاستثمار							615,937	740,211	169	436,932,132		
قطاع الخدمات --- Service Sector												
AHC	JOD	0.91	0.95	-(4.21)	1.00	0.60	300	385	2	32,087,442	0	
ARE	JOD	0.00	0.54	--	0.58	0.34	0	0	0	722,709	7.19	
GCOM	USD	0.92	0.93	-(1.08)	1.50	0.90	1,000	920	1	8,768,263	0	
HOTEL	JOD	0.00	0.00	--	0.00	0.00	0	0	0	1,598,181	0	
NSC	JOD	0.00	0.58	--	0.58	0.42	0	0	0	2,599,621	51.65	
PALTEL	JOD	5.70	5.55	2.70	6.55	5.00	564,067	4,481,534	147	1,058,197,990	8.41	
PEC	USD	1.05	1.07	-(1.87)	1.09	0.80	3,790	4,017	6	63,000,000	10.03	
PLAZA	JOD	0.00	0.70	--	0.80	0.48	0	0	0	6,911,141	23.76	
WASSEL	JOD	0.58	0.58	0.00	0.79	0.54	1,160	938	4	5,317,347	190.93	
Services Sector Total-إجمالي قطاع الخدمات							570,317	4,487,794	160	1,179,202,694		
Total All The Sectors --- إجمالي جميع القطاعات							1,444,858	5,531,712	415	2,477,625,940		