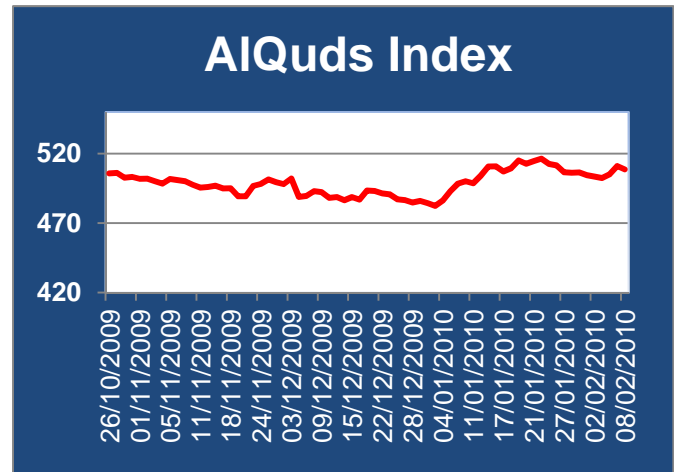


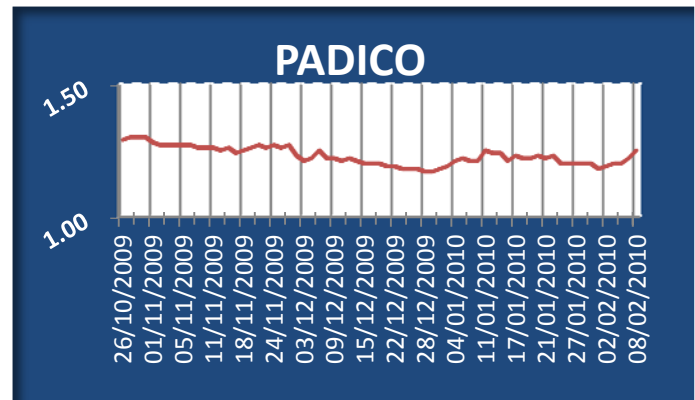
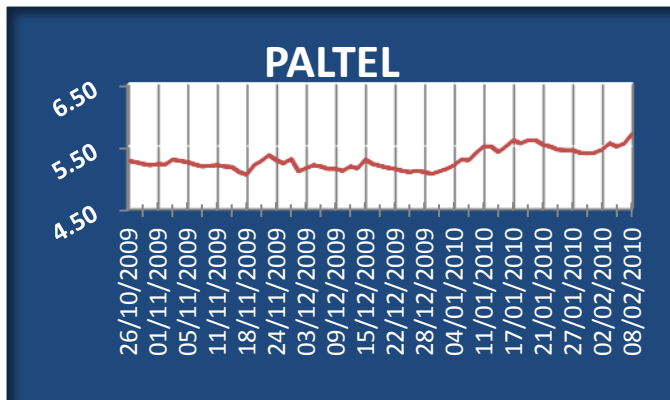
Monday (08-02-2010)

“Al-Quds Index” increased today by %1.55, an increase of **8.10** points, ending today’s session at **529.46** points. Today's trading volume reached **1.44** million shares, with a total trading value of **\$2.66** million, through **(532)** contracts. . In general, **(13)** of the companies share prices increased, and the share prices of **(4)** companies decreased; while **(4)** remaining companies experienced no change in its share price (of a total of **(21)** traded companies) during today's trading session.



Palestine telecommunications (**PALTEL**) experienced an increase of %1.75 , when it closed at **JD5.80** at the end of the session. Trading volume for **PALTEL** reached **0.15**million shares, valued **\$1.24** million.

Palestine development and investment (**PADICO**) an increase of %2.40, when it closed at **\$1.28** at the end of the session. Trading volume for **PADICO** reached **0.66** million shares, valued **\$0.84** million.



Al-Quds Index Companies

Market Cap	# of trades	Total Value (USD)	# of Shares Traded	52 Week Price		% Change	Open Price	Closing Price	Company
				Low	High				
1,076,762,867	134	1,243,128	152,512	5.00	6.55	1.75	5.70	5.80	JOD PALTEL
320,000,000	144	841,945	664,744	1.16	1.63	2.40	1.25	1.28	USD PADICO
23,100,000	52	134,509	178,400	0.57	0.89	4.05	0.74	0.77	USD AMB
369,000,000	28	100,564	27,306	2.80	3.86	0.82	3.66	3.69	USD BOP
25,794,498	42	73,780	96,365	0.75	0.92	-(1.28)	0.78	0.77	USD AIG
18,776,443	23	20,836	21,100	0.36	0.76	0.00	0.71	0.71	JOD PIIC
27,200,000	9	13,016	19,431	0.56	0.70	3.03	0.66	0.68	USD UCI
64,200,000	12	10,562	9,860	0.80	1.09	1.90	1.05	1.07	USD PEC
47,615,419	4	1,931	1,690	1.13	1.50	0.86	1.16	1.17	USD AIB
15,655,851	3	1,140	1,100	0.72	0.93	2.78	0.72	0.74	JOD GMC
65,705,208	1	543	100	3.55	4.30	-(1.28)	3.90	3.85	JOD BPC
5,225,669	1	109	136	0.54	0.79	-(1.72)	0.58	0.57	JOD WASSEL

Daily Sahem Report

		Index	الإغلاق	Closing	الإفتتاح	Opening	نسبة التغيير	% Change	قيمة التغيير	Value Change	
القدس		Al- Quds	529.46		521.36		1.55		8.10		
رمز الشركة	سعر الإغلاق	الإغلاق السابق	نسبة التغيير	أسعار 52 أسبوع		كمية الأسهم	القيمة بالدولار	عدد العقود	القيمة السوقية بالدولار	Company	
Company	Closing	Previous	%	52 week Prices		# of	Value	No.	Market	*P/E	
Symbol	Price	Close	Change	High	Low	Shares	(USD)	Contracts	Cap (USD)		
قطاع البنوك --- Banking Sector											
AIB	USD	1.17	1.16	0.86	1.50	1.13	1,690	1,931	4	47,615,419	9.35
AMB	USD	0.77	0.74	4.05	0.89	0.57	178,400	134,509	52	23,100,000	0
BOP	USD	3.69	3.66	0.82	3.86	2.80	27,306	100,564	28	369,000,000	15.63
ISBK	USD	0.77	0.74	4.05	0.83	0.65	235,350	180,005	51	27,674,637	0
PCB	USD	0.00	0.76	--	0.96	0.63	0	0	0	22,819,803	105.14
PIBC	USD	0.00	1.20	--	1.61	1.17	0	0	0	48,000,000	16.09
QUDS	USD	1.07	1.12	-(4.46)	1.25	0.67	10,200	11,026	10	53,500,000	0.00
Sector Total Banking-إجمالي قطاع البنوك							452,946	428,035	145	591,709,858	
قطاع الصناعة --- Industry Sector											
ACPC	JOD	0.00	0.31	--	0.00	0.00	0	0	0	288,575	0
APC	JOD	0.00	1.15	--	1.27	0.95	0	0	0	2,433,004	7.08
AZIZA	JOD	0.00	1.32	--	1.35	0.69	0	0	0	18,617,768	16.65
BPC	JOD	3.85	3.90	-(1.28)	4.30	3.55	100	543	1	65,705,208	15.12
GMC	JOD	0.74	0.72	2.78	0.93	0.72	1,100	1,140	3	15,655,851	5.70
JCC	JOD	2.90	2.89	0.35	3.48	2.70	300	1,227	2	28,631,871	8.73
JPH	JOD	4.16	4.06	2.46	4.64	3.65	800	4,558	6	29,337,090	13.52
LADAEN	JOD	0.00	0.30	--	0.37	0.27	0	0	0	2,961,918	0
NCI	JOD	0.00	0.30	--	0.35	0.26	0	0	0	2,115,656	0
VOIC	JOD	0.00	2.48	--	2.48	1.52	0	0	0	13,991,535	10.68
Industry Sector Total-إجمالي قطاع الصناعة							2,300	7,468	12	179,738,475	
قطاع التأمين --- Insurance Sector											
AIE	JOD	0.00	0.36	--	0.00	0.00	0	0	0	507,757	0
AIG	USD	0.77	0.78	-(1.28)	0.92	0.75	96,365	73,780	42	25,794,498	21.57
MIC	USD	0.00	0.66	--	0.73	0.49	0	0	0	4,752,000	0
NIC	USD	0.00	4.80	--	4.85	3.80	0	0	0	38,400,000	15.81
TRUST	USD	0.00	2.85	--	3.90	2.78	0	0	0	23,512,500	29.23
Insurance Sector Total-إجمالي قطاع التأمين							96,365	73,780	42	92,966,755	
قطاع الاستثمار --- Investment Sector											
ARAB	JOD	0.64	0.64	0.00	0.70	0.50	1,250	1,128	2	8,532,424	11.63
IID	JOD	0.00	0.76	--	0.00	0.00	0	0	0	4,287,728	0
JREI	USD	0.00	0.90	--	1.25	0.90	0	0	0	9,000,000	20.55
PADICO	USD	1.28	1.25	2.40	1.63	1.16	664,744	841,945	144	320,000,000	13.78
PID	JOD	0.00	0.96	--	1.03	0.91	0	0	0	6,554,022	0
PIIC	JOD	0.71	0.71	0.00	0.76	0.36	21,100	20,836	23	18,776,443	0
PRICO	JOD	0.74	0.74	0.00	0.85	0.62	20,100	20,979	2	50,881,515	0
UCI	USD	0.68	0.66	3.03	0.70	0.56	19,431	13,016	9	27,200,000	9.02
Investment Sector Total-إجمالي قطاع الاستثمار							726,625	897,903	180	445,232,132	
قطاع الخدمات --- Service Sector											
AHC	JOD	0.00	0.91	--	1.00	0.60	0	0	0	32,087,442	0
ARE	JOD	0.56	0.54	3.70	0.58	0.34	200	158	1	749,476	7.46
GCOM	USD	0.94	0.92	2.17	1.50	0.90	1,500	1,397	4	8,958,878	0
HOTEL	JOD	0.00	0.00	--	0.00	0.00	0	0	0	1,598,181	0
NSC	JOD	0.00	0.58	--	0.58	0.42	0	0	0	2,599,621	51.65
PALTEL	JOD	5.80	5.70	1.75	6.55	5.00	152,512	1,243,128	134	1,076,762,867	8.56
PEC	USD	1.07	1.05	1.90	1.09	0.80	9,860	10,562	12	64,200,000	10.23
PLAZA	JOD	0.70	0.70	0.00	0.80	0.48	500	494	1	6,911,141	23.76
WASSEL	JOD	0.57	0.58	-(1.72)	0.79	0.54	136	109	1	5,225,669	187.64
Services Sector Total-إجمالي قطاع الخدمات							164,708	1,255,848	153	1,199,093,274	
All The Sectors Total ---- إجمالي جميع القطاعات							1,442,944	2,663,033	532	2,508,740,495	