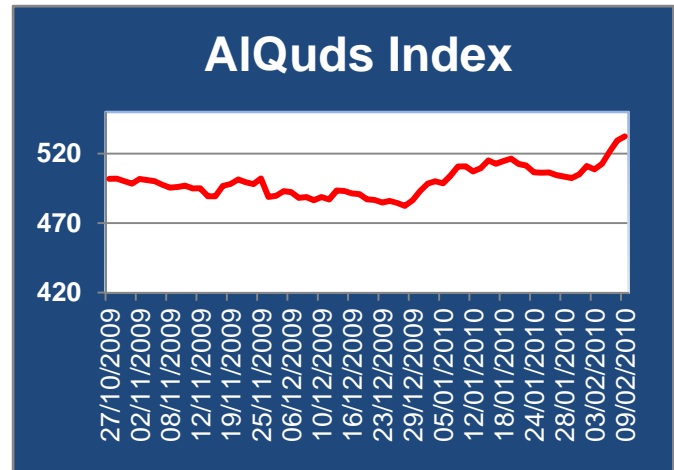


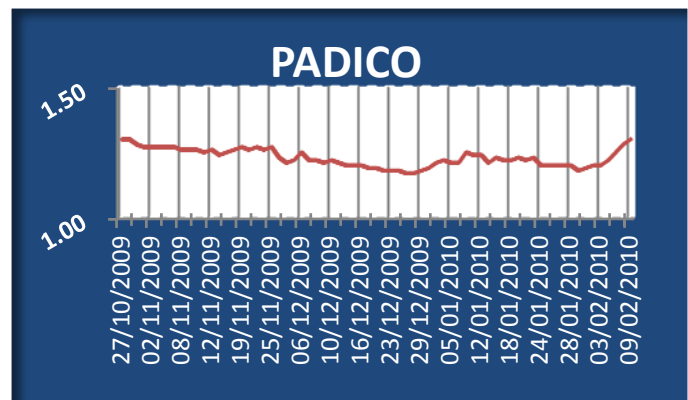
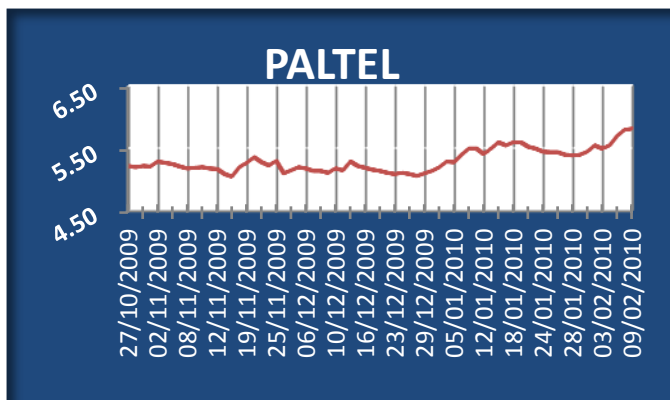
Tuesday (09-02-2010)

“Al-Quds Index” increased today by %0.56, an increase of 2.96 points, ending today’s session at 532.42 points. Today’s trading volume reached 3.41 million shares, with a total trading value of \$18.99 million, through (459) contracts. . In general, (8) of the companies share prices increased, and the share prices of (6) companies decreased; while (5) remaining companies experienced no change in its share price (of a total of (19) traded companies) during today’s trading session.



Palestine telecommunications (PALTEL) experienced an increase of %0.34 , when it closed at JD5.82 at the end of the session. Trading volume for PALTEL reached 2.13 million shares, valued \$17.44 million.

Palestine development and investment (PADICO) an increase of %1.56, when it closed at \$1.30 at the end of the session. Trading volume for PADICO reached 0.86 million shares, valued \$1.10 million.



Al-Quds Index Companies

Market Cap	# of trades	Total Value (USD)	# of Shares Traded	52 Week Price		% Change	Open Price	Closing Price	Company
				Low	High				
1,080,475,842	86	17,442,693	2,132,214	5.00	6.55	0.34	5.80	5.82	JOD PALTEL
325,000,000	178	1,101,301	857,489	1.16	1.63	1.56	1.28	1.30	USD PADICO
369,000,000	23	76,233	20,729	2.80	3.86	0.00	3.69	3.69	USD BOP
25,794,498	41	74,156	97,733	0.75	0.92	0.00	0.77	0.77	USD AIG
68,265,151	16	56,126	10,088	3.55	4.30	3.90	3.85	4.00	JOD BPC
23,100,000	20	39,612	51,871	0.57	0.89	0.00	0.77	0.77	USD AMB
47,615,419	8	13,767	11,960	1.13	1.50	0.00	1.17	1.17	USD AIB
64,800,000	8	11,546	10,777	0.81	1.09	0.93	1.07	1.08	USD PEC
18,511,986	5	9,528	9,650	0.36	0.76	-(1.41)	0.71	0.70	JOD PIIC
5,317,347	8	1,839	2,317	0.54	0.79	1.75	0.57	0.58	JOD WASSEL
15,867,416	2	1,085	1,026	0.72	0.93	1.35	0.74	0.75	JOD GMC
26,800,000	5	1,039	1,550	0.56	0.70	-(1.47)	0.68	0.67	USD UCI

Daily Sahem Report

		Index	الإغلاق	Closing	الإفتتاح	Opening	نسبة التغيير	% Change	قيمة التغيير	Value Change		
القدس		Al- Quds	532.42		529.46		0.56		2.96			
رمز الشركة	سعر الإغلاق	الإغلاق السابق	نسبة التغيير	أسعار 52 أسبوع		كمية الأسهم	القيمة بالدولار	عدد العقود	القيمة السوقية بالدولار	Company		
Company	Closing	Previous	%	52 week Prices		# of	Value	No.	Market	*P/E		
Symbol	Price	Close	Change	High	Low	Shares	(USD)	Contracts	Cap (USD)			
قطاع البنوك --- Banking Sector												
AIB	USD	1.17	1.17	0.00	1.50	1.13	11,960	13,767	8	47,615,419	9.35	
AMB	USD	0.77	0.77	0.00	0.89	0.57	51,871	39,612	20	23,100,000	0	
BOP	USD	3.69	3.69	0.00	3.86	2.80	20,729	76,233	23	369,000,000	15.63	
ISBK	USD	0.78	0.77	1.30	0.83	0.65	169,200	132,053	30	28,034,048	0	
PCB	USD	0.00	0.76	--	0.96	0.63	0	0	0	22,819,803	105.14	
PIBC	USD	0.00	1.20	--	1.61	1.17	0	0	0	48,000,000	16.09	
QUDS	USD	1.07	1.07	0.00	1.25	0.67	11,900	12,693	10	53,500,000	0.00	
Sector Total Banking-إجمالي قطاع البنوك							265,660	274,359	91	592,069,269		
قطاع الصناعة --- Industry Sector												
ACPC	JOD	0.00	0.31	--	0.00	0.00	0	0	0	288,575	0	
APC	JOD	0.00	1.15	--	1.27	0.95	0	0	0	2,433,004	7.08	
AZIZA	JOD	0.00	1.32	--	1.35	0.69	0	0	0	18,617,768	16.65	
BPC	JOD	4.00	3.85	3.90	4.30	3.55	10,088	56,126	16	68,265,151	15.71	
GMC	JOD	0.75	0.74	1.35	0.93	0.72	1,026	1,085	2	15,867,416	5.78	
JCC	JOD	2.84	2.90	-(2.07)	3.48	2.70	1,120	4,496	1	28,039,488	8.55	
JPH	JOD	0.00	4.16	--	4.64	3.65	0	0	0	29,337,090	13.52	
LADAEN	JOD	0.00	0.30	--	0.37	0.27	0	0	0	2,961,918	0	
NCI	JOD	0.29	0.30	-(3.33)	0.35	0.26	10,742	4,394	6	2,045,134	0	
VOIC	JOD	0.00	2.48	--	2.48	1.52	0	0	0	13,991,535	10.68	
Industry Sector Total-إجمالي قطاع الصناعة							22,976	66,101	25	181,847,078		
قطاع التأمين --- Insurance Sector												
AIE	JOD	0.00	0.36	--	0.00	0.00	0	0	0	507,757	0	
AIG	USD	0.77	0.77	0.00	0.92	0.75	97,733	74,156	41	25,794,498	21.57	
MIC	USD	0.00	0.66	--	0.73	0.49	0	0	0	4,752,000	0	
NIC	USD	4.62	4.80	-(3.75)	4.85	3.80	1,036	4,786	2	36,960,000	15.22	
TRUST	USD	0.00	2.85	--	3.90	2.78	0	0	0	23,512,500	29.23	
Insurance Sector Total-إجمالي قطاع التأمين							98,769	78,942	43	91,526,755		
قطاع الاستثمار --- Investment Sector												
ARAB	JOD	0.00	0.64	--	0.70	0.50	0	0	0	8,532,424	11.63	
IID	JOD	0.00	0.76	--	0.00	0.00	0	0	0	4,287,728	0	
JREI	USD	0.00	0.90	--	1.25	0.90	0	0	0	9,000,000	20.55	
PADICO	USD	1.30	1.28	1.56	1.63	1.16	857,489	1,101,301	178	325,000,000	13.99	
PID	JOD	0.00	0.96	--	1.03	0.91	0	0	0	6,554,022	0	
PIIC	JOD	0.70	0.71	-(1.41)	0.76	0.36	9,650	9,528	5	18,511,986	0	
PRICO	JOD	0.00	0.74	--	0.85	0.62	0	0	0	50,881,515	0	
UCI	USD	0.67	0.68	-(1.47)	0.70	0.56	1,550	1,039	5	26,800,000	8.89	
Investment Sector Total-إجمالي قطاع الاستثمار							868,689	1,111,867	188	449,567,675		
قطاع الخدمات --- Service Sector												
AHC	JOD	0.00	0.91	--	1.00	0.60	0	0	0	32,087,442	0	
ARE	JOD	0.57	0.56	1.79	0.58	0.34	257	204	2	762,859	7.59	
GCOM	USD	0.92	0.94	-(2.13)	1.50	0.90	7,000	6,559	8	8,768,263	0	
HOTEL	JOD	0.00	0.00	--	0.00	0.00	0	0	0	1,598,181	0	
NSC	JOD	0.00	0.58	--	0.58	0.42	0	0	0	2,599,621	51.65	
PALTEL	JOD	5.82	5.80	0.34	6.55	5.00	2,132,214	17,442,693	86	1,080,475,842	8.59	
PEC	USD	1.08	1.07	0.93	1.09	0.81	10,777	11,546	8	64,800,000	10.32	
PLAZA	JOD	0.00	0.70	--	0.80	0.48	0	0	0	6,911,141	23.76	
WASSEL	JOD	0.58	0.57	1.75	0.79	0.54	2,317	1,839	8	5,317,347	190.93	
Services Sector Total-إجمالي قطاع الخدمات							2,152,565	17,462,840	112	1,203,320,697		
Total All The Sectors --- إجمالي جميع القطاعات							3,408,659	18,994,109	459	2,518,331,475		