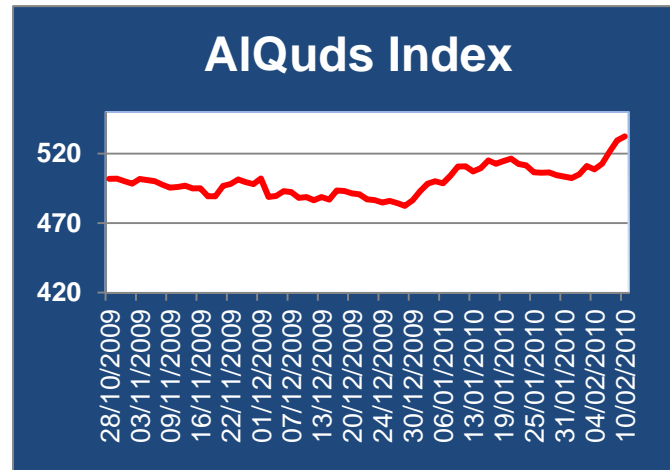
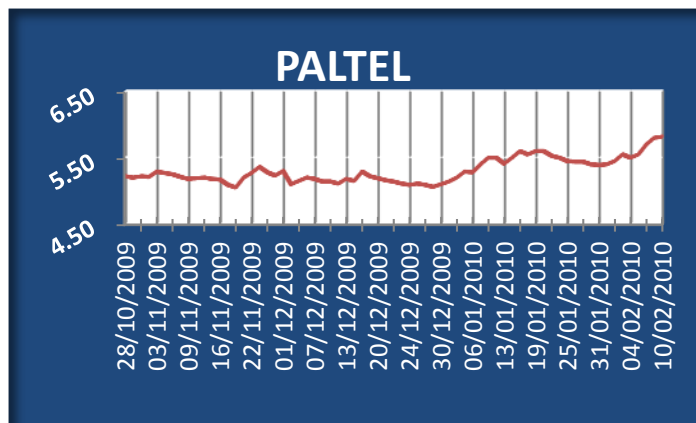


Wednesday (10-02-2010)

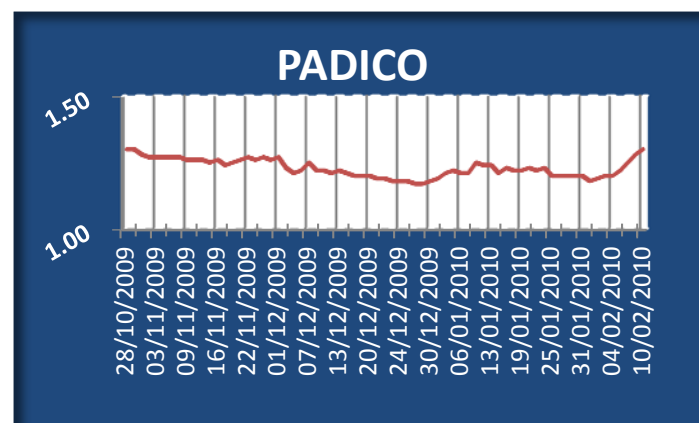
“Al-Quds Index” increased today by %0.04, an increase of **0.23** points, ending today’s session at **532.65** points. Today's trading volume reached **1.82** million shares, with a total trading value of **\$2.69** million, through **(520)** contracts. . In general, **(7)** of the companies share prices increased, and the share prices of **(7)** companies decreased; while **(8)** remaining companies experienced no change in its share price (of a total of **(22)** traded companies) during today's trading session.



Palestine telecommunications (**PALTEL**) experienced a decreased of %0.69 , when it closed at **JD 5.78** at the end of the session. Trading volume for **PALTEL** reached **0.02** million shares, valued **\$0.15** million.



Palestine development and investment (**PADICO**) an increase of %1.54, when it closed at **\$1.32** at the end of the session. Trading volume for **PADICO** reached **0.97** million shares, valued **\$1.28** million.



### Al-Quds Index Companies

Market Cap	# of trades	Total Value (USD)	# of Shares Traded	52 Week Price		% Change	Open Price	Closing Price	Company
				Low	High				
330,000,000	204	1,275,206	969,514	1.16	1.63	1.54	1.30	1.32	USD PADICO
374,000,000	45	728,885	195,019	2.80	3.86	1.36	3.69	3.74	USD BOP
24,789,518	95	154,984	207,839	0.74	0.92	-(3.90)	0.77	0.74	USD AIG
1,073,049,891	34	152,978	18,866	5.00	6.55	-(0.69)	5.82	5.78	JOD PALTEL
5,409,026	25	22,897	28,824	0.54	0.79	1.72	0.58	0.59	JOD WASSEL
23,100,000	20	21,222	27,621	0.57	0.89	0.00	0.77	0.77	USD AMB
15,444,285	5	19,308	18,724	0.72	0.93	-(2.67)	0.75	0.73	JOD GMC
18,511,986	5	10,157	10,436	0.36	0.76	0.00	0.70	0.70	JOD PIIC
64,800,000	6	7,850	7,330	0.81	1.09	0.00	1.08	1.08	USD PEC
26,800,000	6	3,149	4,700	0.56	0.70	0.00	0.67	0.67	USD UCI
67,923,825	2	2,135	384	3.55	4.30	-(0.50)	4.00	3.98	JOD BPC
47,615,419	2	585	500	1.13	1.50	0.00	1.17	1.17	USD AIB

## Daily Sahem Report

		Index	الإغلاق	Closing	الافتتاح	Opening	نسبة التغيير	% Change	قيمة التغيير	Value Change	
القدس		Al- Quds	532.65	532.42	532.42		0.04		0.23		
رمز الشركة		سعر الإغلاق	الإغلاق السابق	نسبة التغيير	أسعار 52 أسبوع		كمية الأسهم	القيمة بالدولار	عدد العقود	القيمة السوقية بالدولار	Company
Company		Closing	Previous	%	52 week Prices		# of	Value	No.	Market	*P/E
Symbol		Price	Close	Change	High	Low	Shares	(USD)	Contracts	Cap (USD)	
<b>قطاع البنوك --- Banking Sector</b>											
AIB	USD	1.17	1.17	0.00	1.50	1.13	500	585	2	47,615,419	9.35
AMB	USD	0.77	0.77	0.00	0.89	0.57	27,621	21,222	20	23,100,000	0
BOP	USD	3.74	3.69	1.36	3.86	2.80	195,019	728,885	45	374,000,000	15.84
ISBK	USD	0.78	0.78	0.00	0.83	0.65	218,923	167,859	37	28,034,048	0
PCB	USD	0.74	0.76	-(2.63)	0.96	0.63	15,842	11,615	4	22,219,281	102.38
PIBC	USD	0.00	1.20	--	1.61	1.17	0	0	0	48,000,000	16.09
QUDS	USD	1.10	1.07	2.80	1.25	0.67	13,762	14,738	4	55,000,000	0.00
Sector Total Banking-إجمالي قطاع البنوك							471,667	944,904	112	597,968,748	
<b>قطاع الصناعة --- Industry Sector</b>											
ACPC	JOD	0.00	0.31	--	0.00	0.00	0	0	0	288,575	0
APC	JOD	0.00	1.15	--	1.27	0.95	0	0	0	2,433,004	7.08
AZIZA	JOD	0.00	1.32	--	1.35	0.69	0	0	0	18,617,768	16.65
BPC	JOD	3.98	4.00	-(0.50)	4.30	3.55	384	2,135	2	67,923,825	15.63
GMC	JOD	0.73	0.75	-(2.67)	0.93	0.72	18,724	19,308	5	15,444,285	5.62
JCC	JOD	2.84	2.84	0.00	3.48	2.70	943	3,777	3	28,039,488	8.55
JPH	JOD	0.00	4.16	--	4.64	3.65	0	0	0	29,337,090	13.52
LADAEN	JOD	0.00	0.30	--	0.37	0.27	0	0	0	2,961,918	0
NCI	JOD	0.29	0.29	0.00	0.35	0.26	2,900	1,186	4	2,045,134	0
VOIC	JOD	0.00	2.48	--	2.48	1.52	0	0	0	13,991,535	10.68
Industry Sector Total-إجمالي قطاع الصناعة							22,951	26,407	14	181,082,621	
<b>قطاع التأمين --- Insurance Sector</b>											
AIE	JOD	0.00	0.36	--	0.00	0.00	0	0	0	507,757	0
AIG	USD	0.74	0.77	-(3.90)	0.92	0.74	207,839	154,984	95	24,789,518	20.73
MIC	USD	0.69	0.66	4.55	0.73	0.49	188	124	2	4,968,000	0
NIC	USD	4.68	4.62	1.30	4.85	3.80	5,000	23,400	2	37,440,000	15.42
TRUST	USD	0.00	2.85	--	3.90	2.78	0	0	0	23,512,500	29.23
Insurance Sector Total-إجمالي قطاع التأمين							213,027	178,508	99	91,217,775	
<b>قطاع الاستثمار --- Investment Sector</b>											
ARAB	JOD	0.00	0.64	--	0.70	0.50	0	0	0	8,532,424	11.63
IID	JOD	0.00	0.76	--	0.00	0.00	0	0	0	4,287,728	0
JREI	USD	0.00	0.90	--	1.25	0.90	0	0	0	9,000,000	20.55
PADICO	USD	1.32	1.30	1.54	1.63	1.16	969,514	1,275,206	204	330,000,000	14.21
PID	JOD	0.00	0.96	--	1.03	0.91	0	0	0	6,554,022	0
PIIC	JOD	0.70	0.70	0.00	0.76	0.36	10,436	10,157	5	18,511,986	0
PRICO	JOD	0.72	0.74	-(2.70)	0.85	0.62	20,000	20,363	9	49,506,339	0
UCI	USD	0.67	0.67	0.00	0.70	0.56	4,700	3,149	6	26,800,000	8.89
Investment Sector Total-إجمالي قطاع الاستثمار							1,004,650	1,308,875	224	453,192,499	
<b>قطاع الخدمات --- Service Sector</b>											
AHC	JOD	0.00	0.91	--	1.00	0.60	0	0	0	32,087,442	0
ARE	JOD	0.55	0.57	-(3.51)	0.58	0.34	1,000	776	1	736,092	7.32
GCOM	USD	0.94	0.92	2.17	1.50	0.90	53,200	48,948	5	8,958,878	0
HOTEL	JOD	0.00	0.00	--	0.00	0.00	0	0	0	1,598,181	0
NSC	JOD	0.00	0.58	--	0.58	0.42	0	0	0	2,599,621	51.65
PALTEL	JOD	5.78	5.82	-(0.69)	6.55	5.00	18,866	152,978	34	1,073,049,891	8.53
PEC	USD	1.08	1.08	0.00	1.09	0.81	7,330	7,850	6	64,800,000	10.32
PLAZA	JOD	0.00	0.70	--	0.80	0.48	0	0	0	6,911,141	23.76
WASSEL	JOD	0.59	0.58	1.72	0.79	0.54	28,824	22,897	25	5,409,026	194.23
Services Sector Total-إجمالي قطاع الخدمات							109,220	233,449	71	1,196,150,272	
<b>All The Sectors Total --- إجمالي جميع القطاعات</b>							<b>1,821,515</b>	<b>2,692,143</b>	<b>520</b>	<b>2,519,611,915</b>	