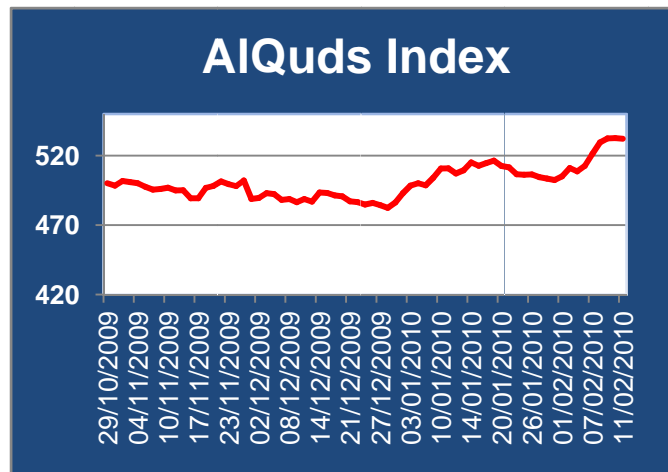


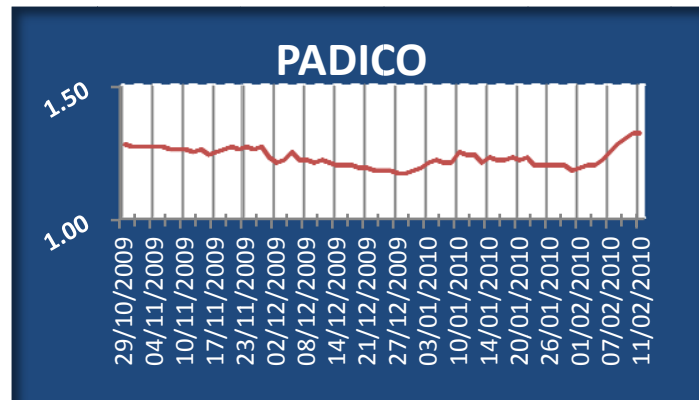
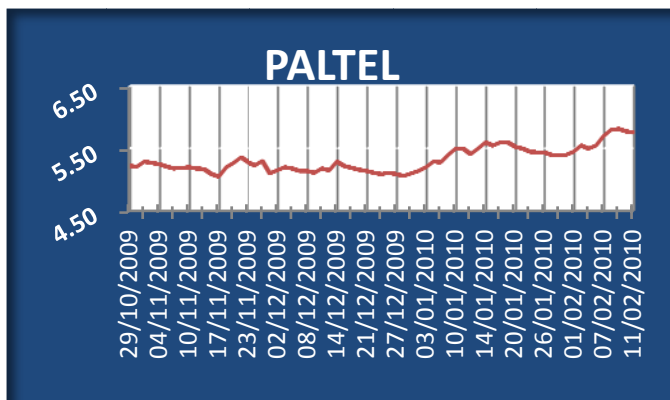
Thursday (11-02-2010)

“Al-Quds Index” decreased today by %0.09, a decrease of **0.48** points, ending today’s session at **532.17** points. Today’s trading volume reached **1.51** million shares, with a total trading value of **\$2.62** million, through **(400)** contracts. . In general, **(10)** of the companies share prices increased, and the share prices of **(7)** companies decreased; while **(5)** remaining companies experienced no change in its share price (of a total of **(22)** traded companies) during today’s trading session.



Palestine telecommunications (**PALTEL**) experienced a decrease of %0.35 , when it closed at **JD 5.76** at the end of the session. Trading volume for **PALTEL** reached **0.09** million shares, valued **\$0.69** million.

Palestine development and investment (**PADICO**) stabled, when it closed at **\$1.32** at the end of the session. Trading volume for **PADICO** reached **1.13** million shares, valued **\$1.48** million.



Al-Quds Index Companies

Market Cap	# of trades	Total Value (USD)	# of Shares Traded	52 Week Price		% Change	Open Price	Closing Price	Company	
				Low	High					
330,000,000	184	1,483,502	1,132,537	1.16	1.63	0.00	1.32	1.32	USD	PADICO
1,069,336,916	57	694,674	85,669	5.00	6.55	-(0.35)	5.78	5.76	JOD	PALTEL
375,000,000	52	257,311	68,791	2.80	3.86	0.27	3.74	3.75	USD	BOP
23,400,000	10	17,002	22,092	0.57	0.89	1.30	0.77	0.78	USD	AMB
25,124,511	15	15,352	20,750	0.73	0.92	1.35	0.74	0.75	USD	AIG
27,200,000	8	11,025	16,213	0.56	0.70	1.49	0.67	0.68	USD	UCI
64,200,000	7	7,651	7,150	0.82	1.09	-(0.93)	1.08	1.07	USD	PEC
15,867,416	4	6,490	6,135	0.72	0.93	2.74	0.73	0.75	JOD	GMC
5,409,026	16	5,219	6,400	0.54	0.79	0.00	0.59	0.59	JOD	WASSEL
47,615,419	9	4,739	4,050	1.13	1.50	0.00	1.17	1.17	USD	AIB
18,511,986	1	987	1,000	0.36	0.76	0.00	0.70	0.70	JOD	PIIC
67,923,825	0	0	0	3.55	4.30	--	3.98	0.00	JOD	BPC

Daily Sahem Report

		Index	الإغلاق	Closing	الافتتاح	Opening	نسبة التغيير	% Change	قيمة التغيير	Value Change		
القدس		Al- Quds	532.17		532.65		-(0.09)		-(0.48)			
رمز الشركة	سعر الإغلاق	الإغلاق السابق	نسبة التغيير	أسعار 52 أسبوع		كمية الأسهم	القيمة بالدولار	عدد العقود	القيمة السوقية بالدولار	Company		
Company	Closing	Previous	%	52 week Prices		# of	Value	No.	Market	*P/E		
Symbol	Price	Close	Change	High	Low	Shares	(USD)	Contracts	Cap (USD)			
قطاع البنوك --- Banking Sector												
AIB	USD	1.17	1.17	0.00	1.50	1.13	4,050	4,739	9	47,615,419	9.35	
AMB	USD	0.78	0.77	1.30	0.89	0.57	22,092	17,002	10	23,400,000	0	
BOP	USD	3.75	3.74	0.27	3.86	2.80	68,791	257,311	52	375,000,000	15.88	
ISBK	USD	0.77	0.78	-(1.28)	0.83	0.65	120,152	91,527	11	27,674,637	0	
PCB	USD	0.00	0.74	--	0.96	0.63	0	0	0	22,219,281	102.38	
PIBC	USD	0.00	1.20	--	1.61	1.17	0	0	0	48,000,000	16.09	
QUDS	USD	0.00	1.10	--	1.25	0.67	0	0	0	55,000,000	0.00	
Sector Total Banking-إجمالي قطاع البنوك							215,085	370,579	82	598,909,337		
قطاع الصناعة --- Industry Sector												
ACPC	JOD	0.00	0.31	--	0.00	0.00	0	0	0	288,575	0	
APC	JOD	0.00	1.15	--	1.27	0.95	0	0	0	2,433,004	7.08	
AZIZA	JOD	0.00	1.32	--	1.35	0.69	0	0	0	18,617,768	16.65	
BPC	JOD	0.00	3.98	--	4.30	3.55	0	0	0	67,923,825	15.63	
GMC	JOD	0.75	0.73	2.74	0.93	0.72	6,135	6,490	4	15,867,416	5.78	
JCC	JOD	2.80	2.84	-(1.41)	3.48	2.70	1,050	4,159	4	27,644,565	8.43	
JPH	JOD	0.00	4.16	--	4.64	3.65	0	0	0	29,337,090	13.52	
LADAEN	JOD	0.00	0.30	--	0.37	0.27	0	0	0	2,961,918	0	
NCI	JOD	0.29	0.29	0.00	0.35	0.26	2,100	859	2	2,045,134	0	
VOIC	JOD	0.00	2.48	--	2.48	1.52	0	0	0	13,991,535	7.27	
Industry Sector Total-إجمالي قطاع الصناعة							9,285	11,508	10	181,110,830		
قطاع التأمين --- Insurance Sector												
AIE	JOD	0.00	0.36	--	0.00	0.00	0	0	0	507,757	0	
AIG	USD	0.75	0.74	1.35	0.92	0.73	20,750	15,352	15	25,124,511	21.01	
MIC	USD	0.66	0.69	-(4.35)	0.73	0.49	2,000	1,320	2	4,752,000	0	
NIC	USD	4.90	4.68	4.70	4.91	3.80	1,554	7,625	4	39,200,000	9.88	
TRUST	USD	0.00	2.85	--	3.90	2.78	0	0	0	23,512,500	29.23	
Insurance Sector Total-إجمالي قطاع التأمين							24,304	24,297	21	93,096,768		
قطاع الاستثمار --- Investment Sector												
ARAB	JOD	0.61	0.64	-(4.69)	0.70	0.50	1,000	860	1	8,132,467	11.09	
IID	JOD	0.00	0.76	--	0.00	0.00	0	0	0	4,287,728	0	
JREI	USD	0.00	0.90	--	1.25	0.90	0	0	0	9,000,000	29.97	
PADICO	USD	1.32	1.32	0.00	1.63	1.16	1,132,537	1,483,502	184	330,000,000	14.21	
PID	JOD	0.98	0.96	2.08	1.03	0.91	805	1,108	3	6,690,564	0	
PIIC	JOD	0.70	0.70	0.00	0.76	0.36	1,000	987	1	18,511,986	0	
PRICO	JOD	0.74	0.72	2.78	0.85	0.62	5,700	5,801	7	50,881,515	0	
UCI	USD	0.68	0.67	1.49	0.70	0.56	16,213	11,025	8	27,200,000	9.02	
Investment Sector Total-إجمالي قطاع الاستثمار							1,157,255	1,503,284	204	454,704,260		
قطاع الخدمات --- Service Sector												
AHC	JOD	0.00	0.91	--	1.00	0.60	0	0	0	32,087,442	0	
ARE	JOD	0.57	0.55	3.64	0.58	0.34	1,000	804	1	762,859	5.47	
GCOM	USD	0.91	0.94	-(3.19)	1.50	0.90	100	91	1	8,672,956	0	
HOTEL	JOD	0.00	0.00	--	0.00	0.00	0	0	0	1,598,181	0	
NSC	JOD	0.59	0.58	1.72	0.59	0.42	250	208	1	2,644,442	52.54	
PALTEL	JOD	5.76	5.78	-(0.35)	6.55	5.00	85,669	694,674	57	1,069,336,916	8.50	
PEC	USD	1.07	1.08	-(0.93)	1.09	0.82	7,150	7,651	7	64,200,000	10.23	
PLAZA	JOD	0.00	0.70	--	0.80	0.48	0	0	0	6,911,141	16.19	
WASSEL	JOD	0.59	0.59	0.00	0.79	0.54	6,400	5,219	16	5,409,026	194.23	
Services Sector Total-إجمالي قطاع الخدمات							100,569	708,647	83	1,191,622,963		
Total All The Sectors --- إجمالي جميع القطاعات							1,506,498	2,618,315	400	2,519,444,159		