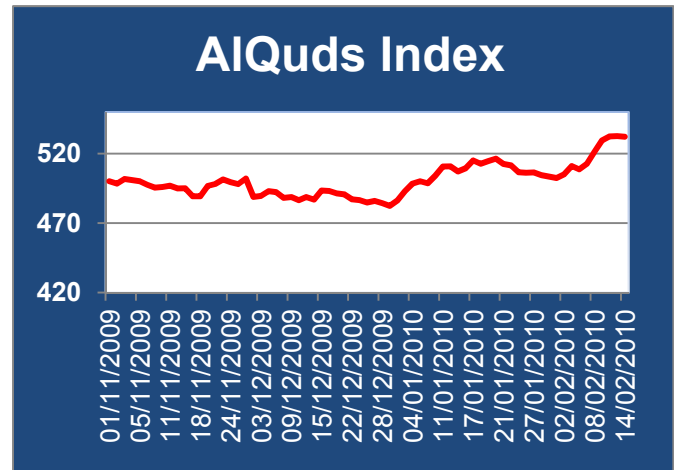


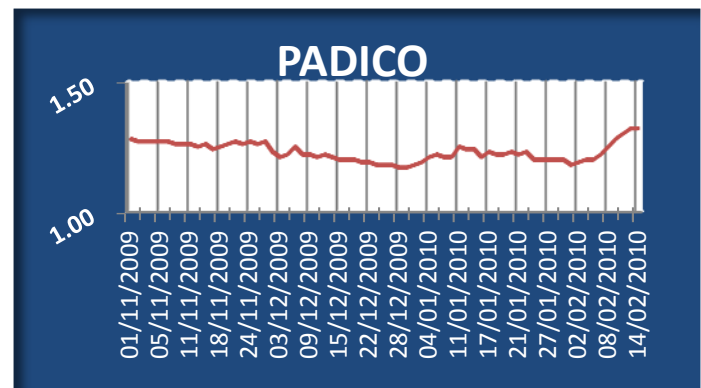
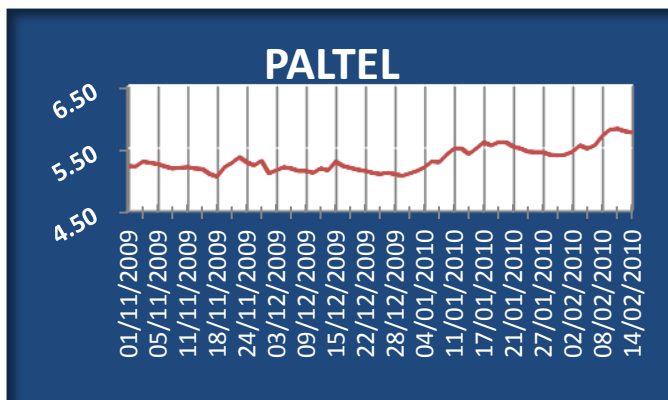
Sunday (14-02-2010)

“Al-Quds Index” decreased today by %0.21, a decrease of 1.12 points, ending today’s session at 531.05 points. Today’s trading volume reached 0.42 million shares, with a total trading value of \$0.80 million, through (219) contracts. . In general, (3) of the companies share prices increased, and the share prices of (5) companies decreased; while (7) remaining companies experienced no change in its share price (of a total of (15) traded companies) during today’s trading session.



Palestine telecommunications (PALTEL) experienced a decrease of %0.17 , when it closed at JD 5.75 at the end of the session. Trading volume for PALTEL reached 0.04 million shares, valued \$0.32 million.

Palestine development and investment (PADICO) experienced a decrease of %0.76 , when it closed at \$1.31 at the end of the session. Trading volume for PADICO reached 0.29 million shares, valued \$0.37 million.



Al-Quds Index Companies

Market Cap	# of trades	Total Value (USD)	# of Shares Traded	52 Week Price		% Change	Open Price	Closing Price	Company	
				Low	High					
327,500,000	92	372,700	285,122	1.16	1.63	-(0.76)	1.32	1.31	USD	PADICO
1,067,480,428	30	318,281	39,362	5.00	6.55	-(0.17)	5.76	5.75	JOD	PALTEL
64,200,000	16	33,143	30,975	0.84	1.09	0.00	1.07	1.07	USD	PEC
376,000,000	7	24,323	6,469	2.80	3.86	0.27	3.75	3.76	USD	BOP
22,800,000	19	14,047	18,600	0.57	0.89	-(2.56)	0.78	0.76	USD	AMB
18,511,986	9	13,766	13,790	0.36	0.76	0.00	0.70	0.70	JOD	PIIC
47,208,449	4	5,684	4,900	1.13	1.50	-(0.85)	1.17	1.16	USD	AIB
5,409,026	12	2,924	3,600	0.54	0.75	0.00	0.59	0.59	JOD	WASSEL
25,124,511	5	1,730	2,300	0.73	0.92	0.00	0.75	0.75	USD	AIG
27,200,000	0	0	0	0.56	0.70	--	0.68	0.00	USD	UCI
67,923,825	0	0	0	3.55	4.30	--	3.98	0.00	JOD	BPC
15,867,416	0	0	0	0.72	0.93	--	0.75	0.00	JOD	GMC

Daily Sahem Report

		Index	الإغلاق	Closing	الإفتتاح	Opening	نسبة التغير	% Change	قيمة التغير	Value Change		
القدس		AI- Quds	531.05		532.17			(-0.21)			-(1.12)	
رمز الشركة	سعر الإغلاق	الإغلاق السابق	نسبة التغير	أسعار 52 أسبوع		كمية الأسهم	القيمة بالدولار	عدد العقود	القيمة السوقية بالدولار	Company		
Company	Closing	Previous	%	52 week Prices		# of	Value	No.	Market	*P/E		
Symbol	Price	Close	Change	High	Low	Shares	(USD)	Contracts	Cap (USD)			
قطاع البنوك ---- Banking Sector												
AIB	USD	1.16	1.17	-(0.85)	1.50	1.13	4,900	5,684	4	47,208,449	9.27	
AMB	USD	0.76	0.78	-(2.56)	0.89	0.57	18,600	14,047	19	22,800,000	0	
BOP	USD	3.76	3.75	0.27	3.86	2.80	6,469	24,323	7	376,000,000	15.92	
ISBK	USD	0.76	0.77	-(1.30)	0.83	0.65	9,600	7,296	10	27,315,226	0	
PCB	USD	0.00	0.74	--	0.96	0.63	0	0	0	22,219,281	102.38	
PIBC	USD	0.00	1.20	--	1.61	1.17	0	0	0	48,000,000	16.09	
QUDS	USD	1.10	1.10	0.00	1.25	0.67	100	110	1	55,000,000	0.00	
Sector Total Banking-إجمالي قطاع البنوك							39,669	51,460	41	598,542,957		
قطاع الصناعة ---- Industry Sector												
ACPC	JOD	0.00	0.31	--	0.00	0.00	0	0	0	288,575	0	
APC	JOD	0.00	1.15	--	1.27	0.95	0	0	0	2,433,004	7.08	
AZIZA	JOD	0.00	1.32	--	1.35	0.69	0	0	0	18,617,768	16.65	
BPC	JOD	0.00	3.98	--	4.30	3.55	0	0	0	67,923,825	15.63	
GMC	JOD	0.00	0.75	--	0.93	0.72	0	0	0	15,867,416	5.78	
JCC	JOD	2.80	2.80	0.00	3.48	2.70	300	1,185	3	27,644,565	8.43	
JPH	JOD	0.00	4.16	--	4.64	3.65	0	0	0	29,337,090	13.52	
LADAEN	JOD	0.00	0.30	--	0.37	0.27	0	0	0	2,961,918	0	
NCI	JOD	0.00	0.29	--	0.35	0.26	0	0	0	2,045,134	0	
VOIC	JOD	0.00	2.48	--	2.48	1.52	0	0	0	13,991,535	7.27	
Industry Sector Total-إجمالي قطاع الصناعة							300	1,185	3	181,110,830		
قطاع التأمين ---- Insurance Sector												
AIE	JOD	0.00	0.36	--	0.00	0.00	0	0	0	507,757	0	
AIG	USD	0.75	0.75	0.00	0.92	0.73	2,300	1,730	5	25,124,511	21.01	
MIC	USD	0.00	0.66	--	0.73	0.49	0	0	0	4,752,000	0	
NIC	USD	0.00	4.90	--	4.91	3.80	0	0	0	39,200,000	9.88	
TRUST	USD	2.99	2.85	4.91	3.90	2.78	1,000	2,990	1	24,667,500	30.66	
Insurance Sector Total-إجمالي قطاع التأمين							3,300	4,720	6	94,251,768		
قطاع الاستثمار ---- Investment Sector												
ARAB	JOD	0.00	0.61	--	0.70	0.50	0	0	0	8,132,467	11.09	
IID	JOD	0.00	0.76	--	0.00	0.00	0	0	0	4,287,728	0	
JREI	USD	0.00	0.90	--	1.25	0.90	0	0	0	9,000,000	29.97	
PADICO	USD	1.31	1.32	-(0.76)	1.63	1.16	285,122	372,700	92	327,500,000	14.10	
PID	JOD	0.00	0.98	--	1.03	0.91	0	0	0	6,690,564	0	
PIIC	JOD	0.70	0.70	0.00	0.76	0.36	13,790	13,766	9	18,511,986	0	
PRICO	JOD	0.74	0.74	0.00	0.85	0.62	1,500	1,566	1	50,881,515	0	
UCI	USD	0.00	0.68	--	0.70	0.56	0	0	0	27,200,000	9.02	
Investment Sector Total-إجمالي قطاع الاستثمار							300,412	388,031	102	452,204,260		
قطاع الخدمات ---- Service Sector												
AHC	JOD	0.00	0.91	--	1.00	0.60	0	0	0	32,087,442	0	
ARE	JOD	0.00	0.57	--	0.58	0.34	0	0	0	762,859	5.47	
GCOM	USD	0.95	0.91	4.40	1.50	0.90	4,000	3,666	9	9,054,185	0	
HOTEL	JOD	0.00	0.00	--	0.00	0.00	0	0	0	1,598,181	0	
NSC	JOD	0.00	0.59	--	0.59	0.42	0	0	0	2,644,442	52.54	
PALTEL	JOD	5.75	5.76	-(0.17)	6.55	5.00	39,362	318,281	30	1,067,480,428	8.49	
PEC	USD	1.07	1.07	0.00	1.09	0.84	30,975	33,143	16	64,200,000	10.23	
PLAZA	JOD	0.00	0.70	--	0.80	0.48	0	0	0	6,911,141	16.19	
WASSEL	JOD	0.59	0.59	0.00	0.75	0.54	3,600	2,924	12	5,409,026	194.23	
Services Sector Total-إجمالي قطاع الخدمات							77,937	358,015	67	1,190,147,704		
All The Sectors Total ---- إجمالي جميع القطاعات							421,618	803,411	219	2,516,257,519		