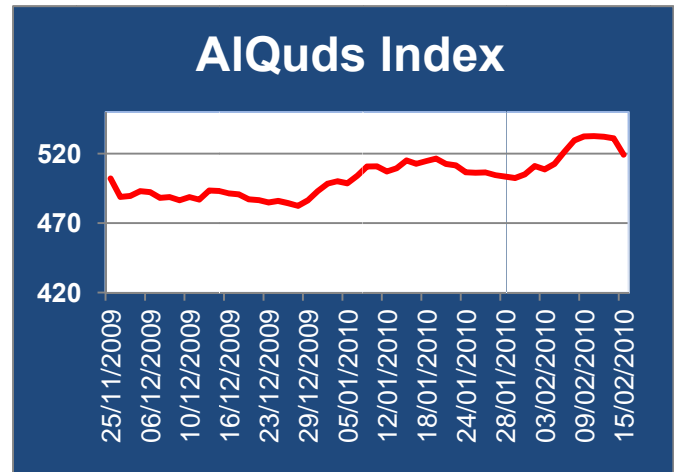


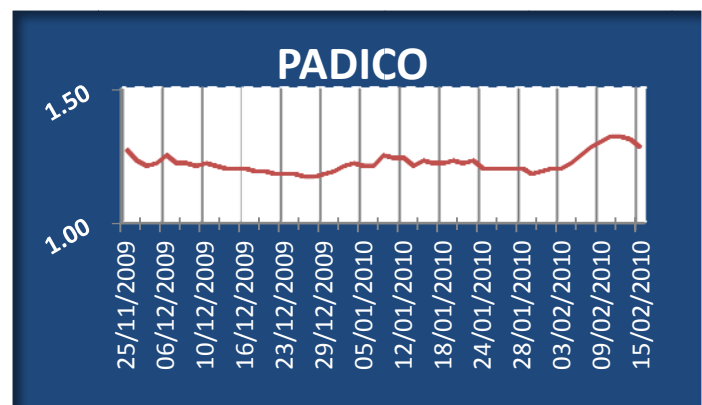
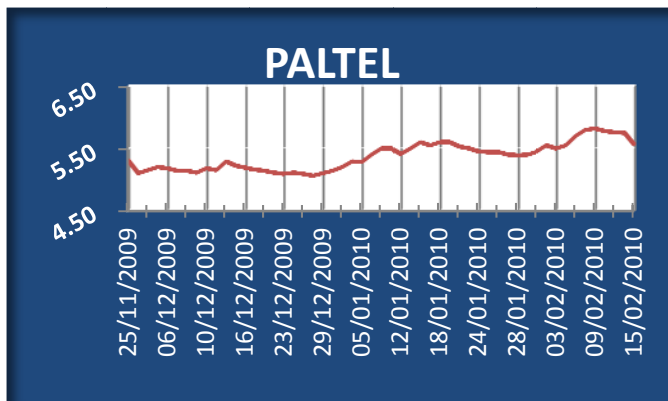
Monday (15-02-2010)

“Al-Quds Index” decreased today by %2.21, a decrease of 11.75 points, ending today’s session at 519.30 points. Today's trading volume reached 0.94 million shares, with a total trading value of \$2.19 million, through (518) contracts. . In general, (7) of the companies share prices increased, and the share prices of (11) companies decreased; while (3) remaining companies experienced no change in its share price (of a total of (21) traded companies) during today's trading session.



Palestine telecommunications (PALTEL) experienced a decrease of %3.30, when it closed at JD 5.56 at the end of the session. Trading volume for PALTEL reached 0.15 million shares, valued \$1.16 million.

Palestine development and investment (PADICO) experienced a decrease of %2.29 , when it closed at \$1.28 at the end of the session. Trading volume for PADICO reached 0.34 million shares, valued \$0.43 million.



Al-Quds Index Companies

Market Cap	# of trades	Total Value (USD)	# of Shares Traded	52 Week Price		% Change	Open Price	Closing Price	Company
				Low	High				
1,032,207,162	118	1,163,790	148,319	5.00	6.55	-(3.30)	5.75	5.56	JOD PALTEL
320,000,000	137	430,233	335,193	1.16	1.63	-(2.29)	1.31	1.28	USD PADICO
378,000,000	49	186,094	49,470	2.80	3.86	0.53	3.76	3.78	USD BOP
64,200,000	14	28,686	26,817	0.84	1.09	0.00	1.07	1.07	USD PEC
18,776,443	13	20,882	21,303	0.36	0.76	1.43	0.70	0.71	JOD PIIC
5,317,347	26	11,500	14,106	0.54	0.75	-(1.69)	0.59	0.58	JOD WASSEL
26,400,000	9	10,607	16,241	0.56	0.70	-(2.94)	0.68	0.66	USD UCI
22,200,000	8	5,850	7,850	0.57	0.89	-(2.63)	0.76	0.74	USD AMB
46,394,510	10	5,685	4,954	1.13	1.50	-(1.72)	1.16	1.14	USD AIB
24,454,524	6	5,408	7,400	0.73	0.92	-(2.67)	0.75	0.73	USD AIG
65,705,208	3	2,715	500	3.55	4.30	-(3.27)	3.98	3.85	JOD BPC
15,867,416	0	0	0	0.72	0.93	--	0.75	0.00	JOD GMC

		Index	الإغلاق	Closing	الإفتتاح	Opening	نسبة التغير	% Change	قيمة التغير	Value Change	
القدس		Al- Quds	519.30		531.05		-(2.21)		-(11.75)		
رمز الشركة	سعر الإغلاق	الإغلاق السابق	نسبة التغير	أسعار 52 أسبوع		كمية الأسهم	القيمة بالدولار	عدد العقود	القيمة السوقية بالدولار	Company	
Company	Closing	Previous	%	52 week Prices		# of	Value	No.	Market	*P/E	
Symbol	Price	Close	Change	High	Low	Shares	(USD)	Contracts	Cap (USD)		
<b>قطاع البنوك --- Banking Sector</b>											
AIB	USD	1.14	1.16	-(1.72)	1.50	1.13	4,954	5,685	10	46,394,510	40.26
AMB	USD	0.74	0.76	-(2.63)	0.89	0.57	7,850	5,850	8	22,200,000	0
BOP	USD	3.78	3.76	0.53	3.86	2.80	49,470	186,094	49	378,000,000	13.32
ISBK	USD	0.76	0.76	0.00	0.83	0.65	248,630	192,132	69	27,315,226	0
PCB	USD	0.76	0.74	2.70	0.96	0.63	2,280	1,707	4	22,819,803	11.40
PIBC	USD	0.00	1.20	--	1.61	1.17	0	0	0	48,000,000	16.09
QUDS	USD	1.15	1.10	4.55	1.25	0.67	41,138	46,428	30	57,500,000	0.00
Sector Total Banking-إجمالي قطاع البنوك							354,322	437,897	170	602,229,539	
<b>قطاع الصناعة --- Industry Sector</b>											
ACPC	JOD	0.00	0.31	--	0.00	0.00	0	0	0	288,575	0
APC	JOD	1.20	1.15	4.35	1.27	0.95	3,000	5,078	3	2,538,787	6.57
AZIZA	JOD	0.00	1.32	--	1.35	0.69	0	0	0	18,617,768	5.03
BPC	JOD	3.85	3.98	-(3.27)	4.30	3.55	500	2,715	3	65,705,208	15.12
GMC	JOD	0.00	0.75	--	0.93	0.72	0	0	0	15,867,416	5.78
JCC	JOD	2.80	2.80	0.00	3.48	2.70	200	790	2	27,644,565	8.43
JPH	JOD	4.19	4.16	0.72	4.64	3.65	3,051	17,695	8	29,548,655	13.61
LADAEN	JOD	0.00	0.30	--	0.37	0.27	0	0	0	2,961,918	0
NCI	JOD	0.00	0.29	--	0.35	0.26	0	0	0	2,045,134	0
VOIC	JOD	0.00	2.48	--	2.48	1.52	0	0	0	13,991,535	7.27
Industry Sector Total-إجمالي قطاع الصناعة							6,751	26,278	16	179,209,561	
<b>قطاع التأمين --- Insurance Sector</b>											
AIE	JOD	0.00	0.36	--	0.00	0.00	0	0	0	507,757	0
AIG	USD	0.73	0.75	-(2.67)	0.92	0.73	7,400	5,408	6	24,454,524	20.45
MIC	USD	0.00	0.66	--	0.73	0.49	0	0	0	4,752,000	0
NIC	USD	4.85	4.90	-(1.02)	4.91	3.80	8,219	38,656	5	38,800,000	9.77
TRUST	USD	2.98	2.99	-(0.33)	3.90	2.78	4,375	12,895	2	24,585,000	30.56
Insurance Sector Total-إجمالي قطاع التأمين							19,994	56,959	13	93,099,281	
<b>قطاع الاستثمار --- Investment Sector</b>											
ARAB	JOD	0.00	0.61	--	0.70	0.50	0	0	0	8,132,467	242.32
IID	JOD	0.00	0.76	--	0.00	0.00	0	0	0	4,287,728	0
JREI	USD	0.00	0.90	--	1.25	0.90	0	0	0	9,000,000	29.97
PADICO	USD	1.28	1.31	-(2.29)	1.63	1.16	335,193	430,233	137	320,000,000	7.99
PID	JOD	0.00	0.98	--	1.03	0.91	0	0	0	6,690,564	0
PIIC	JOD	0.71	0.70	1.43	0.76	0.36	21,303	20,882	13	18,776,443	5.02
PRICO	JOD	0.00	0.74	--	0.85	0.62	0	0	0	50,881,515	0
UCI	USD	0.66	0.68	-(2.94)	0.70	0.56	16,241	10,607	9	26,400,000	10.01
Investment Sector Total-إجمالي قطاع الاستثمار							372,737	461,722	159	444,168,717	
<b>قطاع الخدمات --- Service Sector</b>											
AHC	JOD	0.00	0.91	--	1.00	0.60	0	0	0	32,087,442	0
ARE	JOD	0.59	0.57	3.51	0.59	0.34	200	166	1	789,626	5.66
GCOM	USD	0.00	0.95	--	1.50	0.90	0	0	0	9,054,185	0
HOTEL	JOD	0.00	0.00	--	0.00	0.00	0	0	0	1,598,181	0
NSC	JOD	0.57	0.59	-(3.39)	0.59	0.42	1,000	804	1	2,554,800	50.76
PALTEL	JOD	5.56	5.75	-(3.30)	6.55	5.00	148,319	1,163,790	118	1,032,207,162	10.40
PEC	USD	1.07	1.07	0.00	1.09	0.84	26,817	28,686	14	64,200,000	10.23
PLAZA	JOD	0.00	0.70	--	0.80	0.48	0	0	0	6,911,141	16.19
WASSEL	JOD	0.58	0.59	-(1.69)	0.75	0.54	14,106	11,500	26	5,317,347	5.98
Services Sector Total-إجمالي قطاع الخدمات							190,442	1,204,946	160	1,154,719,885	
<b>Total All The Sectors --- إجمالي جميع القطاعات</b>							<b>944,246</b>	<b>2,187,802</b>	<b>518</b>	<b>2,473,426,983</b>	