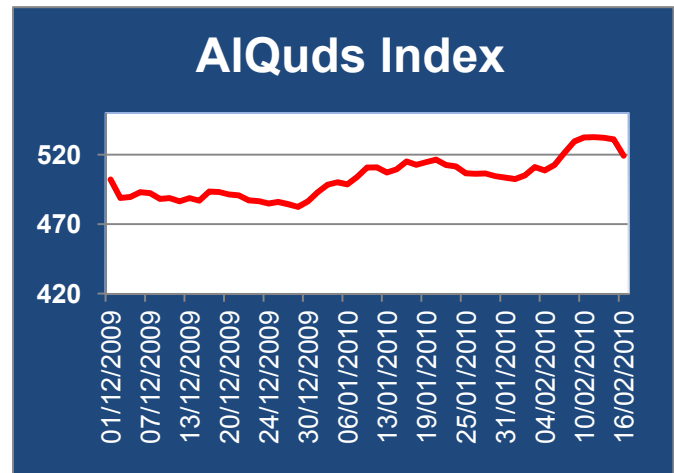
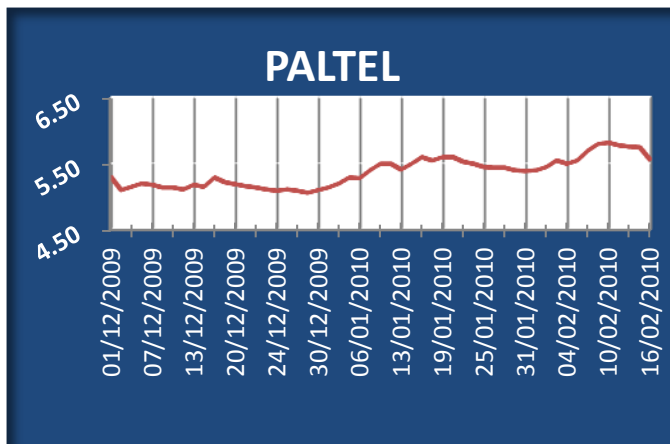


Tuesday (16-02-2010)

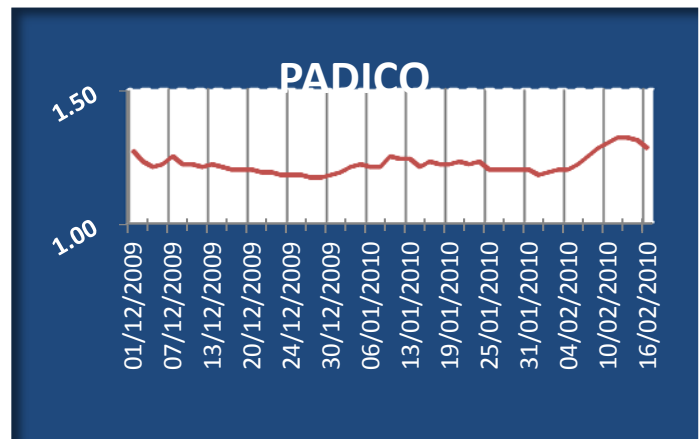
"Al-Quds Index" Increased today by %2.25 a decrease of 11.69 points, ending today's session at 530.99 points. Today's trading volume reached 15.11 million shares, with a total trading value of \$18.55 million, through (582) contracts. . In general, (15) of the companies share prices increased, and the share prices of (4) companies decreased; while (5) remaining companies experienced no change in its share price (of a total of (24) traded companies) during today's trading session.



Palestine telecommunications (PALTEL) experienced an Increase of %2.52, when it closed at JD 5.70 at the end of the session. Trading volume for PALTEL reached 0.02 million shares, valued \$0.20 million.



Palestine development and investment (PADICO) experienced an Increase of %4.69 , when it closed at \$1.34 at the end of the session. Trading volume for PADICO reached 0.63 million shares, valued \$0.84 million.



### Al-Quds Index Companies

Market Cap	# of trades	Total Value (USD)	# of Shares Traded	52 Week Price		% Change	Open Price	Closing Price	Company
				Low	High				
335,000,000	186	841,622	634,870	1.16	1.63	4.69	1.28	1.34	USD PADICO
1,058,197,990	37	200,492	24,993	5.00	6.55	2.52	5.56	5.70	JOD PALTEL
19,305,356	68	96,536	94,340	0.36	0.76	2.82	0.71	0.73	JOD PIIC
22,800,000	32	43,398	57,468	0.57	0.89	2.70	0.74	0.76	USD AMB
378,000,000	13	34,466	9,089	2.80	3.86	0.00	3.78	3.78	USD BOP
46,801,480	21	32,076	28,198	1.13	1.50	0.88	1.14	1.15	USD AIB
24,789,518	39	22,712	31,241	0.71	0.92	1.37	0.73	0.74	USD AIG
66,000,000	28	21,457	19,741	0.84	1.11	2.80	1.07	1.10	USD PEC
5,409,026	22	15,717	19,216	0.54	0.72	1.72	0.58	0.59	JOD WASSEL
15,655,851	4	4,147	4,000	0.72	0.93	-(1.33)	0.75	0.74	JOD GMC
66,217,196	2	2,545	465	3.55	4.30	0.78	3.85	3.88	JOD BPC
26,800,000	5	1,415	2,112	0.56	0.70	1.52	0.66	0.67	USD UCI

## Daily Sahem Report

		Index	الإغلاق	Closing	الافتتاح	Opening	نسبة التغير	% Change	قيمة التغير	Value Change	
القدس		AI- Quds	530.99		519.30		2.25%		11.69		
رمز الشركة		سعر الإغلاق	الإغلاق السابق	نسبة التغير	أسعار 52 أسبوع		كمية الأسهم	القيمة بالدولار	عدد العقود	القيمة السوقية بالدولار	Company
Company		Closing	Previous	%	52 week Prices		# of	Value	No.	Market	*P/E
Symbol		Price	Close	Change	High	Low	Shares	(USD)	Contracts	Cap (USD)	
<b>قطاع البنوك --- Banking Sector</b>											
AIB	USD	1.15	1.14	0.88	1.50	1.13	28,198	32,076	21	46,801,480	40.61
AMB	USD	0.76	0.74	2.70	0.89	0.57	57,468	43,398	32	22,800,000	12.30
BOP	USD	3.78	3.78	0.00	3.86	2.80	9,089	34,466	13	378,000,000	13.32
ISBK	USD	0.79	0.76	3.95	0.83	0.65	144,262	113,872	31	28,393,459	0
PCB	USD	0.75	0.76	-(1.32)	0.96	0.63	2,500	1,875	1	22,519,542	11.25
PIBC	USD	1.22	1.20	1.67	1.61	1.17	13,975,700	17,050,354	55	48,800,000	17.74
QUDS	USD	1.20	1.15	4.35	1.25	0.67	7,738	9,183	8	60,000,000	0.00
Sector Total Banking-إجمالي قطاع البنوك							14,224,955	17,285,224	161	607,314,481	
<b>قطاع الصناعة --- Industry Sector</b>											
ACPC	JOD	0.00	0.31	--	0.00	0.00	0	0	0	288,575	0
APC	JOD	0.00	1.20	--	1.27	0.95	0	0	0	2,538,787	6.57
AZIZA	JOD	0.00	1.32	--	1.35	0.69	0	0	0	18,617,768	5.03
BPC	JOD	3.88	3.85	0.78	4.30	3.55	465	2,545	2	66,217,196	13.29
GMC	JOD	0.74	0.75	-(1.33)	0.93	0.72	4,000	4,147	4	15,655,851	23.93
JCC	JOD	0.00	2.80	--	3.48	2.70	0	0	0	27,644,565	9.64
JPH	JOD	4.19	4.19	0.00	4.64	3.65	27	152	1	29,548,655	14.27
LADAEN	JOD	0.00	0.30	--	0.37	0.27	0	0	0	2,961,918	0
NCI	JOD	0.29	0.29	0.00	0.35	0.26	5,000	2,045	1	2,045,134	0
VOIC	JOD	0.00	2.48	--	2.48	1.52	0	0	0	13,991,535	7.27
Industry Sector Total-إجمالي قطاع الصناعة							9,492	8,889	8	179,509,984	
<b>قطاع التأمين --- Insurance Sector</b>											
AIE	JOD	0.00	0.36	--	0.00	0.00	0	0	0	507,757	0
AIG	USD	0.74	0.73	1.37	0.92	0.71	31,241	22,712	39	24,789,518	11.57
MIC	USD	0.63	0.66	-(4.55)	0.73	0.49	5,000	3,150	1	4,536,000	4.93
NIC	USD	4.70	4.85	-(3.09)	4.91	3.80	3,500	16,610	3	37,600,000	9.47
TRUST	USD	0.00	2.98	--	3.90	2.78	0	0	0	24,585,000	26.86
Insurance Sector Total-إجمالي قطاع التأمين							39,741	42,472	43	92,018,275	
<b>قطاع الاستثمار --- Investment Sector</b>											
ARAB	JOD	0.00	0.61	--	0.70	0.50	0	0	0	8,132,467	242.32
IID	JOD	0.00	0.76	--	0.00	0.00	0	0	0	4,287,728	0
JREI	USD	0.00	0.90	--	1.25	0.90	0	0	0	9,000,000	29.97
PADICO	USD	1.34	1.28	4.69	1.63	1.16	634,870	841,622	186	335,000,000	8.36
PID	JOD	0.00	0.98	--	1.03	0.91	0	0	0	6,690,564	0
PIIC	JOD	0.73	0.71	2.82	0.76	0.36	94,340	96,536	68	19,305,356	5.16
PRICO	JOD	0.75	0.74	1.35	0.85	0.62	11,200	11,651	10	51,569,103	70.38
UCI	USD	0.67	0.66	1.52	0.70	0.56	2,112	1,415	5	26,800,000	10.17
Investment Sector Total-إجمالي قطاع الاستثمار							742,522	951,223	269	460,785,219	
<b>قطاع الخدمات --- Service Sector</b>											
AHC	JOD	0.00	0.91	--	1.00	0.60	0	0	0	32,087,442	0
ARE	JOD	0.59	0.59	0.00	0.59	0.34	5,200	4,186	2	789,626	5.66
GCOM	USD	0.95	0.95	0.00	1.50	0.90	23,000	21,494	9	9,054,185	0
HOTEL	JOD	0.00	0.00	--	0.00	0.00	0	0	0	1,598,181	0
NSC	JOD	0.58	0.57	1.75	0.59	0.42	1,600	1,323	3	2,599,621	4.16
PALTEL	JOD	5.70	5.56	2.52	6.55	5.00	24,993	200,492	37	1,058,197,990	10.67
PEC	USD	1.10	1.07	2.80	1.11	0.84	19,741	21,457	28	66,000,000	9.45
PLAZA	JOD	0.00	0.70	--	0.80	0.48	0	0	0	6,911,141	16.19
WASSEL	JOD	0.59	0.58	1.72	0.72	0.54	19,216	15,717	22	5,409,026	6.08
Services Sector Total-إجمالي قطاع الخدمات							93,750	264,669	101	1,182,647,212	
<b>All The Sectors Total ---- إجمالي جميع القطاعات</b>							<b>15,110,460</b>	<b>18,552,478</b>	<b>582</b>	<b>2,522,275,170</b>	