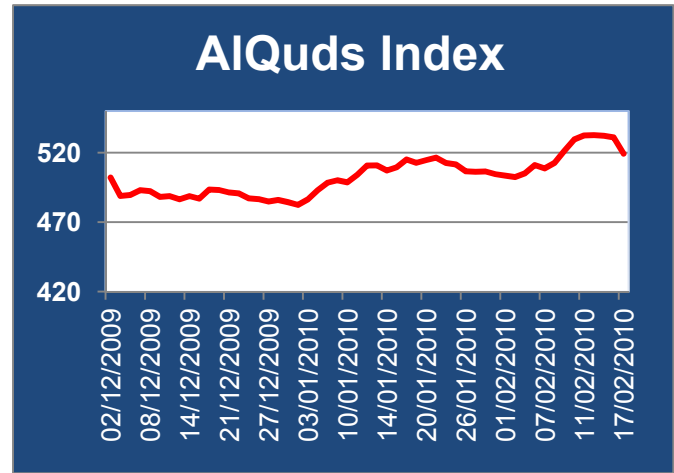


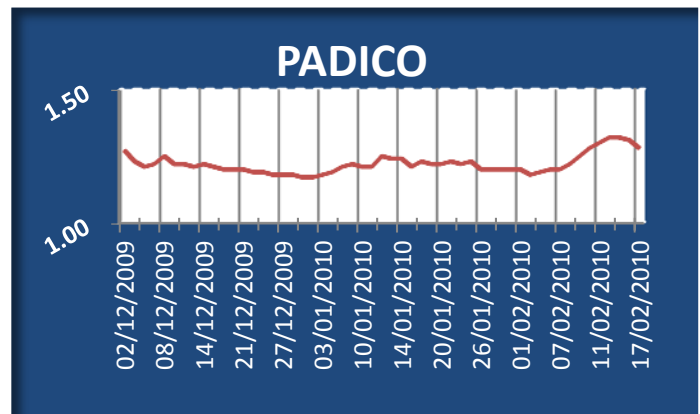
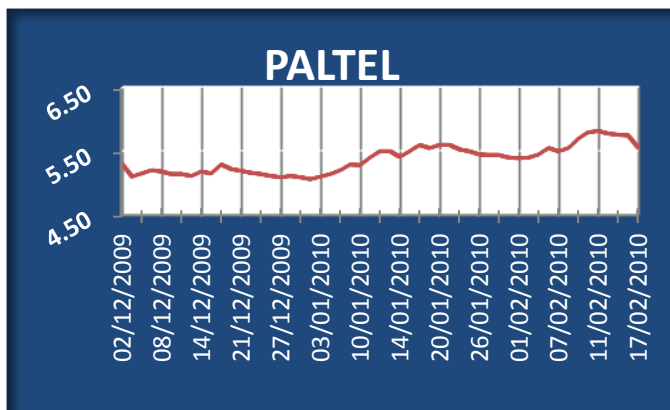
Wednesday (17-02-2010)

"Al-Quds Index" Increased today by %0.10 a decrease of 0.51 points, ending today's session at 531.50 points. Today's trading volume reached 0.79 million shares, with a total trading value of \$1.19 million, through (399) contracts. . In general, (12) of the companies share prices increased, and the share prices of (12) companies decreased; while (3) remaining companies experienced no change in its share price (of a total of (25) traded companies) during today's trading session.



Palestine telecommunications (PALTEL) experienced an Increase of %.0, when it closed at JD 5.74 at the end of the session. Trading volume for PALTEL reached 0.04 million shares, valued \$0.35 million.

Palestine development and investment (PADICO) experienced a decrease of %0.75, when it closed at \$1.33 at the end of the session. Trading volume for PADICO reached 0.19 million shares, valued \$0.25 million.



Al-Quds Index Companies

Market Cap	# of trades	Total Value (USD)	# of Shares Traded	52 Week Price		% Change	Open Price	Closing Price	Company	
				Low	High					
1,065,623,941	43	349,994	43,477	5.00	6.55	0.70	5.70	5.74	JOD	PALTEL
332,500,000	87	254,475	190,288	1.16	1.63	-(0.75)	1.34	1.33	USD	PADICO
19,834,270	58	100,876	97,350	0.36	0.76	2.74	0.73	0.75	JOD	PIIC
377,000,000	14	39,637	10,533	2.80	3.86	-(0.26)	3.78	3.77	USD	BOP
24,119,531	21	34,477	47,244	0.71	0.92	-(2.70)	0.74	0.72	USD	AIG
64,800,000	24	30,200	27,740	0.84	1.11	-(1.82)	1.10	1.08	USD	PEC
26,400,000	16	26,521	40,121	0.56	0.70	-(1.49)	0.67	0.66	USD	UCI
47,208,449	12	13,994	12,131	1.13	1.50	0.87	1.15	1.16	USD	AIB
65,705,208	3	3,855	710	3.55	4.22	-(0.77)	3.88	3.85	JOD	BPC
22,800,000	6	2,812	3,700	0.57	0.89	0.00	0.76	0.76	USD	AMB
5,317,347	5	2,191	2,640	0.54	0.71	-(1.69)	0.59	0.58	JOD	WASSEL
15,655,851	0	0	0	0.72	0.91	--	0.74	0.00	JOD	GMC

Daily Sahem Report

		Index	الإغلاق	Closing	الإفتتاح	Opening	نسبة التغيير	% Change	قيمة التغيير	Value Change		
القدس		AI- Quds	531.50		530.99		0.10%		0.51			
رمز الشركة	سعر الإغلاق	الإغلاق السابق	نسبة التغيير	أسعار 52 أسبوع		كمية الأسهم	القيمة بالدولار	عدد العقود	القيمة السوقية بالدولار	Company		
Company	Closing	Previous	%	52 week Prices		# of	Value	No.	Market	*P/E		
Symbol	Price	Close	Change	High	Low	Shares	(USD)	Contracts	Cap (USD)			
قطاع البنوك --- Banking Sector												
AIB	USD	1.16	1.15	0.87	1.50	1.13	12,131	13,994	12	47,208,449	40.96	
AMB	USD	0.76	0.76	0.00	0.89	0.57	3,700	2,812	6	22,800,000	12.30	
BOP	USD	3.77	3.78	-(0.26)	3.86	2.80	10,533	39,637	14	377,000,000	13.29	
ISBK	USD	0.82	0.79	3.80	0.83	0.65	208,632	169,696	43	29,471,691	0	
PCB	USD	0.76	0.75	1.33	0.96	0.63	17,880	13,554	9	22,819,803	11.40	
PIBC	USD	1.26	1.22	3.28	1.61	1.17	500	630	2	50,400,000	18.33	
QUDS	USD	1.21	1.20	0.83	1.25	0.67	6,900	8,003	3	60,500,000	0.00	
Sector Total Banking-إجمالي قطاع البنوك							260,276	248,326	89	610,199,943		
قطاع الصناعة --- Industry Sector												
ACPC	JOD	0.00	0.31	--	0.00	0.00	0	0	0	288,575	0	
APC	JOD	1.26	1.20	5.00	1.27	0.95	1,000	1,777	1	2,665,726	6.89	
AZIZA	JOD	1.35	1.32	2.27	1.35	0.69	11,032	20,700	15	19,040,900	5.15	
BPC	JOD	3.85	3.88	-(0.77)	4.22	3.55	710	3,855	3	65,705,208	13.19	
GMC	JOD	0.00	0.74	--	0.91	0.72	0	0	0	15,655,851	23.93	
JCC	JOD	2.93	2.80	4.64	3.48	2.70	17,000	69,835	19	28,928,063	10.09	
JPH	JOD	0.00	4.19	--	4.64	3.65	0	0	0	29,548,655	14.27	
LADAEN	JOD	0.00	0.30	--	0.37	0.27	0	0	0	2,961,918	0	
NCI	JOD	0.29	0.29	0.00	0.35	0.26	2,550	1,043	1	2,045,134	0	
VOIC	JOD	0.00	2.48	--	2.48	1.52	0	0	0	13,991,535	7.27	
Industry Sector Total-إجمالي قطاع الصناعة							32,292	97,211	39	180,831,564		
قطاع التأمين --- Insurance Sector												
AIE	JOD	0.00	0.36	--	0.00	0.00	0	0	0	507,757	0	
AIG	USD	0.72	0.74	-(2.70)	0.92	0.71	47,244	34,477	21	24,119,531	11.26	
MIC	USD	0.60	0.63	-(4.76)	0.73	0.49	7,112	4,267	3	4,320,000	4.70	
NIC	USD	4.74	4.70	0.85	4.91	3.80	1,605	7,608	1	37,920,000	9.55	
TRUST	USD	2.98	2.98	0.00	3.90	2.78	3,000	8,940	1	24,585,000	26.86	
Insurance Sector Total-إجمالي قطاع التأمين							58,961	55,292	26	91,452,288		
قطاع الاستثمار --- Investment Sector												
ARAB	JOD	0.00	0.61	--	0.70	0.50	0	0	0	8,132,467	242.32	
IID	JOD	0.00	0.76	--	0.00	0.00	0	0	0	4,287,728	0	
JREI	USD	0.00	0.90	--	1.25	0.90	0	0	0	9,000,000	29.97	
PADICO	USD	1.33	1.34	-(0.75)	1.63	1.16	190,288	254,475	87	332,500,000	8.30	
PID	JOD	0.00	0.98	--	1.03	0.91	0	0	0	6,690,564	0	
PIIC	JOD	0.75	0.73	2.74	0.76	0.36	97,350	100,876	58	19,834,270	5.31	
PRICO	JOD	0.00	0.75	--	0.85	0.62	0	0	0	51,569,103	70.38	
UCI	USD	0.66	0.67	-(1.49)	0.70	0.56	40,121	26,521	16	26,400,000	10.01	
Investment Sector Total-إجمالي قطاع الاستثمار							327,759	381,873	161	458,414,133		
قطاع الخدمات --- Service Sector												
AHC	JOD	0.00	0.91	--	1.00	0.60	0	0	0	32,087,442	0	
ARE	JOD	0.57	0.59	-(3.39)	0.59	0.34	4,000	3,216	2	762,859	5.47	
GCOM	USD	0.91	0.95	-(4.21)	1.50	0.90	815	744	7	8,672,956	0	
HOTEL	JOD	0.00	0.00	--	0.00	0.00	0	0	0	1,598,181	0	
NSC	JOD	0.59	0.58	1.72	0.59	0.42	28,000	23,300	3	2,644,442	4.23	
PALTEL	JOD	5.74	5.70	0.70	6.55	5.00	43,477	349,994	43	1,065,623,941	10.74	
PEC	USD	1.08	1.10	-(1.82)	1.11	0.84	27,740	30,200	24	64,800,000	9.28	
PLAZA	JOD	0.00	0.70	--	0.80	0.48	0	0	0	6,911,141	16.19	
WASSEL	JOD	0.58	0.59	-(1.69)	0.71	0.54	2,640	2,191	5	5,317,347	5.98	
Services Sector Total-إجمالي قطاع الخدمات							106,672	409,645	84	1,188,418,309		
All The Sectors Total ---- إجمالي جميع القطاعات							785,960	1,192,347	399	2,529,316,237		