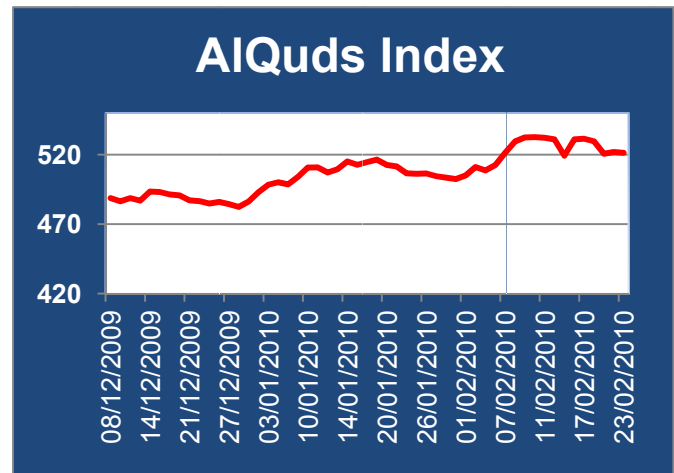


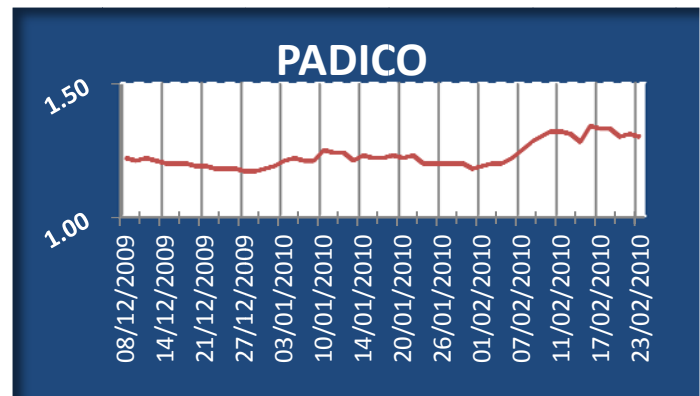
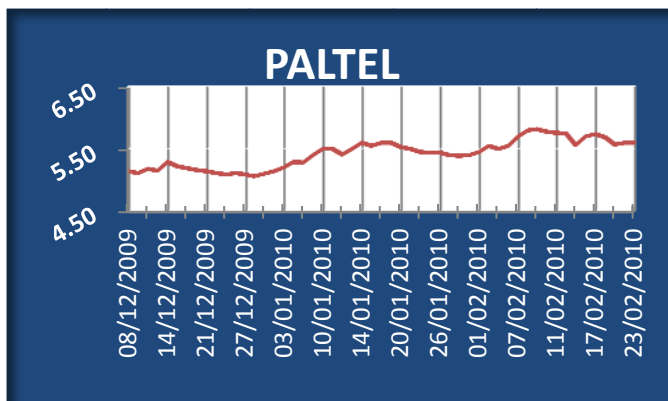
Tuesday (23-02-2010)

"Al-Quds Index" decreased today by %0.10 a decrease of **0.51** points, ending today's session at **521.35** points. Today's trading volume reached **0.46** million shares, with a total trading value of **\$0.45** million, through **(249)** contracts. . In general, **(6)** of the companies share prices increased, and the share prices of **(9)** companies decreased; while **(10)** remaining companies experienced no change in its share price (of a total of **(25)** traded companies) during today's trading session.



Palestine telecommunications (**PALTEL**) experienced no change, when it closed at **JD 5.60** at the end of the session. Trading volume for **PALTEL** reached **3,330** shares, valued **\$0.03** million.

Palestine development and investment (**PADICO**) experienced a decrease of %0.76, when it closed at **\$1.30** at the end of the session. Trading volume for **PADICO** reached **29,245** shares, valued **\$0.04** million.



### Al-Quds Index Companies

Market Cap	# of trades	Total Value (USD)	# of Shares Traded	52 Week Price		% Change	Open Price	Closing Price	Company	
				Low	High					
24,789,518	63	143,485	193,048	0.71	0.92	0.00	0.74	0.74	USD	AIG
18,511,986	27	49,749	50,566	0.36	0.76	0.00	0.70	0.70	JOD	PIIC
325,000,000	30	38,041	29,245	1.16	1.63	-(0.76)	1.31	1.30	USD	PADICO
68,265,151	3	31,887	5,652	3.55	4.14	0.00	4.00	4.00	JOD	BPC
22,500,000	13	30,015	40,154	0.57	0.89	0.00	0.75	0.75	USD	AMB
1,039,633,113	9	26,154	3,330	5.00	6.55	0.00	5.60	5.60	JOD	PALTEL
47,208,449	10	14,278	12,509	1.13	1.50	0.87	1.15	1.16	USD	AIB
26,400,000	11	10,608	15,906	0.56	0.70	0.00	0.66	0.66	USD	UCI
370,000,000	1	3,700	1,000	2.80	3.86	0.00	3.70	3.70	USD	BOP
5,317,347	10	3,333	4,077	0.54	0.71	1.75	0.57	0.58	JOD	WASSEL
64,200,000	2	1,070	1,000	0.84	1.11	0.00	1.07	1.07	USD	PEC
15,655,851	0	0	0	0.72	0.91	--	0.74	0.00	JOD	GMC

## Daily Sahem Report

		Index	الإغلاق	Closing	الإفتتاح	Opening	نسبة التغيير	% Change	قيمة التغيير	Value Change		
القدس		AI- Quds	531.50		530.99		0.10%		0.51			
رمز الشركة	سعر الإغلاق	الإغلاق السابق	نسبة التغيير	أسعار 52 أسبوع		كمية الأسهم	القيمة بالدولار	عدد العقود	القيمة السوقية بالدولار	Company		
Company	Closing	Previous	%	52 week Prices		# of	Value	No.	Market	*P/E		
Symbol	Price	Close	Change	High	Low	Shares	(USD)	Contracts	Cap (USD)			
<b>قطاع البنوك --- Banking Sector</b>												
AIB	USD	1.16	1.15	0.87	1.50	1.13	12,131	13,994	12	47,208,449	40.96	
AMB	USD	0.76	0.76	0.00	0.89	0.57	3,700	2,812	6	22,800,000	12.30	
BOP	USD	3.77	3.78	-(0.26)	3.86	2.80	10,533	39,637	14	377,000,000	13.29	
ISBK	USD	0.82	0.79	3.80	0.83	0.65	208,632	169,696	43	29,471,691	0	
PCB	USD	0.76	0.75	1.33	0.96	0.63	17,880	13,554	9	22,819,803	11.40	
PIBC	USD	1.26	1.22	3.28	1.61	1.17	500	630	2	50,400,000	18.33	
QUDS	USD	1.21	1.20	0.83	1.25	0.67	6,900	8,003	3	60,500,000	0.00	
Sector Total Banking-إجمالي قطاع البنوك							260,276	248,326	89	610,199,943		
<b>قطاع الصناعة --- Industry Sector</b>												
ACPC	JOD	0.00	0.31	--	0.00	0.00	0	0	0	288,575	0	
APC	JOD	1.26	1.20	5.00	1.27	0.95	1,000	1,777	1	2,665,726	6.89	
AZIZA	JOD	1.35	1.32	2.27	1.35	0.69	11,032	20,700	15	19,040,900	5.15	
BPC	JOD	3.85	3.88	-(0.77)	4.22	3.55	710	3,855	3	65,705,208	13.19	
GMC	JOD	0.00	0.74	--	0.91	0.72	0	0	0	15,655,851	23.93	
JCC	JOD	2.93	2.80	4.64	3.48	2.70	17,000	69,835	19	28,928,063	10.09	
JPH	JOD	0.00	4.19	--	4.64	3.65	0	0	0	29,548,655	14.27	
LADAEN	JOD	0.00	0.30	--	0.37	0.27	0	0	0	2,961,918	0	
NCI	JOD	0.29	0.29	0.00	0.35	0.26	2,550	1,043	1	2,045,134	0	
VOIC	JOD	0.00	2.48	--	2.48	1.52	0	0	0	13,991,535	7.27	
Industry Sector Total-إجمالي قطاع الصناعة							32,292	97,211	39	180,831,564		
<b>قطاع التأمين --- Insurance Sector</b>												
AIE	JOD	0.00	0.36	--	0.00	0.00	0	0	0	507,757	0	
AIG	USD	0.72	0.74	-(2.70)	0.92	0.71	47,244	34,477	21	24,119,531	11.26	
MIC	USD	0.60	0.63	-(4.76)	0.73	0.49	7,112	4,267	3	4,320,000	4.70	
NIC	USD	4.74	4.70	0.85	4.91	3.80	1,605	7,608	1	37,920,000	9.55	
TRUST	USD	2.98	2.98	0.00	3.90	2.78	3,000	8,940	1	24,585,000	26.86	
Insurance Sector Total-إجمالي قطاع التأمين							58,961	55,292	26	91,452,288		
<b>قطاع الاستثمار --- Investment Sector</b>												
ARAB	JOD	0.00	0.61	--	0.70	0.50	0	0	0	8,132,467	242.32	
IID	JOD	0.00	0.76	--	0.00	0.00	0	0	0	4,287,728	0	
JREI	USD	0.00	0.90	--	1.25	0.90	0	0	0	9,000,000	29.97	
PADICO	USD	1.33	1.34	-(0.75)	1.63	1.16	190,288	254,475	87	332,500,000	8.30	
PID	JOD	0.00	0.98	--	1.03	0.91	0	0	0	6,690,564	0	
PIIC	JOD	0.75	0.73	2.74	0.76	0.36	97,350	100,876	58	19,834,270	5.31	
PRICO	JOD	0.00	0.75	--	0.85	0.62	0	0	0	51,569,103	70.38	
UCI	USD	0.66	0.67	-(1.49)	0.70	0.56	40,121	26,521	16	26,400,000	10.01	
Investment Sector Total-إجمالي قطاع الاستثمار							327,759	381,873	161	458,414,133		
<b>قطاع الخدمات --- Service Sector</b>												
AHC	JOD	0.00	0.91	--	1.00	0.60	0	0	0	32,087,442	0	
ARE	JOD	0.57	0.59	-(3.39)	0.59	0.34	4,000	3,216	2	762,859	5.47	
GCOM	USD	0.91	0.95	-(4.21)	1.50	0.90	815	744	7	8,672,956	0	
HOTEL	JOD	0.00	0.00	--	0.00	0.00	0	0	0	1,598,181	0	
NSC	JOD	0.59	0.58	1.72	0.59	0.42	28,000	23,300	3	2,644,442	4.23	
PALTEL	JOD	5.74	5.70	0.70	6.55	5.00	43,477	349,994	43	1,065,623,941	10.74	
PEC	USD	1.08	1.10	-(1.82)	1.11	0.84	27,740	30,200	24	64,800,000	9.28	
PLAZA	JOD	0.00	0.70	--	0.80	0.48	0	0	0	6,911,141	16.19	
WASSEL	JOD	0.58	0.59	-(1.69)	0.71	0.54	2,640	2,191	5	5,317,347	5.98	
Services Sector Total-إجمالي قطاع الخدمات							106,672	409,645	84	1,188,418,309		
<b>All The Sectors Total ---- إجمالي جميع القطاعات</b>							<b>785,960</b>	<b>1,192,347</b>	<b>399</b>	<b>2,529,316,237</b>		