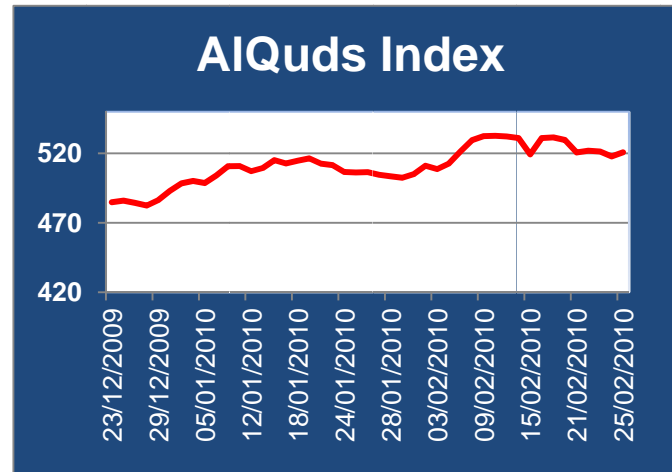


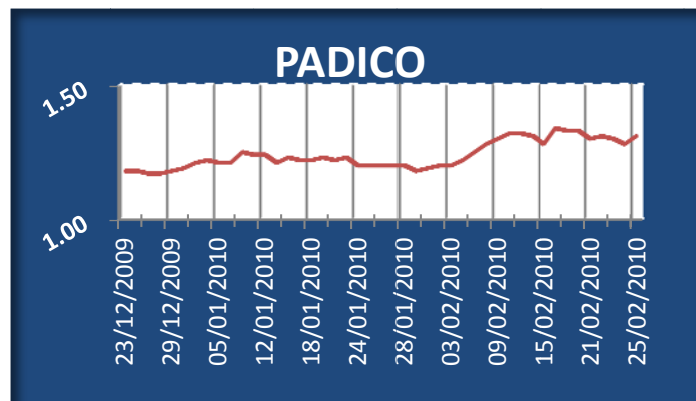
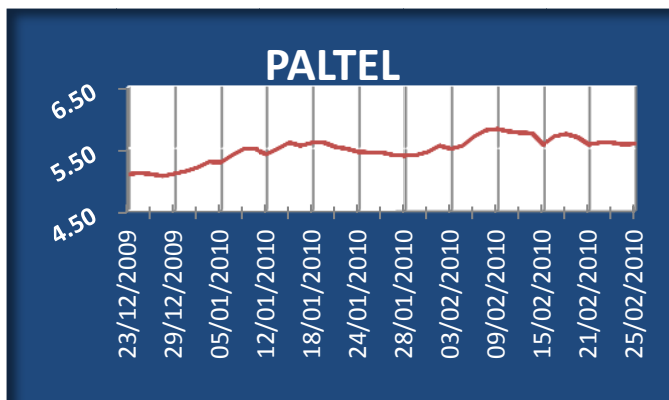
Thursday (25-02-2010)

"Al-Quds Index" increased today by %0.57 an increase of 2.96 points, ending today's session at 520.74 points. Today's trading volume reached 0.60 million shares, with a total trading value of \$1.33 million, through (322) contracts. . In general, (10) of the companies share prices increased, and the share prices of (8) companies decreased; while (5) remaining companies experienced no change in its share price (of a total of (23) traded companies) during today's trading session.



Palestine telecommunications (PALTEL) experienced an increase of %0.18, when it closed at JD 5.58 at the end of the session. Trading volume for PALTEL reached 0.06 Million shares, valued \$0.47 million.

Palestine development and investment (PADICO) experienced an increase of %2.34, when it closed at \$1.31 at the end of the session. Trading volume for PADICO reached 0.26 Million shares, valued \$0.33 million.



Al-Quds Index Companies

Market Cap	# of trades	Total Value (USD)	# of Shares Traded	52 Week Price		% Change	Open Price	Closing Price	Company
				Low	High				
1,035,920,137	24	467,100	59,572	5.00	6.55	0.18	5.57	5.58	JOD PALTEL
327,500,000	108	334,495	259,750	1.16	1.63	2.34	1.28	1.31	USD PADICO
71,678,408	33	197,541	34,194	3.55	4.20	5.00	4.00	4.20	JOD BPC
23,784,537	55	74,546	104,338	0.71	0.92	-(4.05)	0.74	0.71	USD AIG
367,000,000	31	47,563	12,922	2.80	3.86	0.00	3.67	3.67	USD BOP
21,900,000	14	11,028	15,093	0.57	0.89	-(1.35)	0.74	0.73	USD AMB
26,800,000	3	3,367	5,100	0.56	0.70	1.52	0.66	0.67	USD UCI
18,247,529	3	3,327	3,375	0.36	0.76	1.47	0.68	0.69	JOD PIIC
15,021,154	2	1,001	1,000	0.71	0.91	-(4.05)	0.74	0.71	JOD GMC
64,800,000	7	892	824	0.84	1.11	0.00	1.08	1.08	USD PEC
5,225,669	2	717	892	0.54	0.71	0.00	0.57	0.57	JOD WASSEL
47,208,449	0	0	0	1.13	1.50	--	1.16	0.00	USD AIB

Daily Sahem Report

		Index	الإغلاق	Closing	الافتتاح	Opening	نسبة التغيير	% Change	قيمة التغيير	Value Change	
القدس		Al- Quds	520.74		517.78		0.57%		2.96		
رمز الشركة		سعر الإغلاق	الإغلاق السابق	نسبة التغيير	أسعار 52 أسبوع		كمية الأسهم	القيمة بالدولار	عدد العقود	القيمة السوقية بالدولار	Company
Company		Closing	Previous	%	52 week Prices		# of	Value	No.	Market	*P/E
Symbol		Price	Close	Change	High	Low	Shares	(USD)	Contracts	Cap (USD)	
قطاع البنوك --- Banking Sector											
AIB	USD	0.00	1.16	--	1.50	1.13	0	0	0	47,208,449	40.96
AMB	USD	0.73	0.74	-(1.35)	0.89	0.57	15,093	11,028	14	21,900,000	11.81
BOP	USD	3.67	3.67	0.00	3.86	2.80	12,922	47,563	31	367,000,000	12.94
ISBK	USD	0.86	0.88	-(2.27)	0.90	0.65	14,969	12,943	7	30,909,335	0
PCB	USD	0.00	0.79	--	0.96	0.63	0	0	0	23,720,584	11.85
PIBC	USD	1.22	1.20	1.67	1.61	1.17	10,000	12,200	3	48,800,000	17.74
QUDS	USD	1.15	1.17	-(1.71)	1.25	0.69	5,000	5,750	1	57,500,000	0.00
Sector Total Banking-إجمالي قطاع البنوك							57,984	89,484	56	597,038,368	
قطاع الصناعة --- Industry Sector											
ACPC	JOD	0.00	0.31	--	0.00	0.00	0	0	0	288,575	0
APC	JOD	0.00	1.35	--	1.38	0.95	0	0	0	2,856,135	7.39
AZIZA	JOD	0.00	1.42	--	1.42	0.69	0	0	0	20,028,205	5.41
BPC	JOD	4.20	4.00	5.00	4.20	3.55	34,194	197,541	33	71,678,408	14.39
GMC	JOD	0.71	0.74	-(4.05)	0.91	0.71	1,000	1,001	2	15,021,154	22.96
JCC	JOD	0.00	2.80	--	3.48	2.70	498	1,967	0	27,644,565	9.64
JPH	JOD	4.50	4.39	2.51	4.64	3.65	1,300	8,045	5	31,734,833	15.33
LADAEN	JOD	0.00	0.30	--	0.37	0.27	0	0	0	2,961,918	0
NCI	JOD	0.00	0.29	--	0.35	0.26	0	0	0	2,045,134	0
VOIC	JOD	2.55	2.55	0.00	2.59	1.52	20,000	71,932	4	14,386,457	7.47
Industry Sector Total-إجمالي قطاع الصناعة							56,992	280,486	44	188,645,385	
قطاع التأمين --- Insurance Sector											
AIE	JOD	0.00	0.36	--	0.00	0.00	0	0	0	507,757	0
AIG	USD	0.71	0.74	-(4.05)	0.92	0.71	104,338	74,546	55	23,784,537	11.10
MIC	USD	0.64	0.61	4.92	0.73	0.49	500	320	1	4,608,000	5.01
NIC	USD	0.00	4.80	--	4.91	3.80	1,480	7,104	0	38,400,000	9.67
TRUST	USD	0.00	2.58	--	3.90	2.58	0	0	0	21,285,000	23.26
Insurance Sector Total-إجمالي قطاع التأمين							106,318	81,970	56	88,585,294	
قطاع الاستثمار --- Investment Sector											
ARAB	JOD	0.54	0.56	-(3.57)	0.70	0.50	229	174	1	7,199,233	214.51
IID	JOD	0.00	0.76	--	0.00	0.00	0	0	0	4,287,728	0
JREI	USD	0.00	0.90	--	1.25	0.90	0	0	0	9,000,000	29.97
PADICO	USD	1.31	1.28	2.34	1.63	1.16	259,750	334,495	108	327,500,000	8.17
PID	JOD	0.95	0.97	-(2.06)	1.03	0.91	44,050	59,066	5	6,485,751	0
PIIC	JOD	0.69	0.68	1.47	0.76	0.36	3,375	3,327	3	18,247,529	4.88
PRICO	JOD	0.72	0.72	0.00	0.85	0.62	800	808	3	49,506,339	67.56
UCI	USD	0.67	0.66	1.52	0.70	0.56	5,100	3,367	3	26,800,000	10.17
Investment Sector Total-إجمالي قطاع الاستثمار							313,304	401,237	123	449,026,580	
قطاع الخدمات --- Service Sector											
AHC	JOD	0.00	0.90	--	1.00	0.60	0	0	0	31,734,833	0
ARE	JOD	0.57	0.59	-(3.39)	0.59	0.34	2,000	1,608	2	762,859	5.47
GCOM	USD	0.93	0.92	1.09	1.50	0.90	600	550	5	8,863,571	0
HOTEL	JOD	0.00	0.00	--	0.00	0.00	0	0	0	1,598,181	0
NSC	JOD	0.72	0.69	4.35	0.72	0.42	1,600	1,625	3	3,227,116	5.17
PALTEL	JOD	5.58	5.57	0.18	6.55	5.00	59,572	467,100	24	1,035,920,137	10.44
PEC	USD	1.08	1.08	0.00	1.11	0.84	824	892	7	64,800,000	9.28
PLAZA	JOD	0.00	0.70	--	0.80	0.48	0	0	0	6,911,141	16.19
WASSEL	JOD	0.57	0.57	0.00	0.71	0.54	892	717	2	5,225,669	5.87
Services Sector Total-إجمالي قطاع الخدمات							65,488	472,491	43	1,159,043,507	
Total All The Sectors --- إجمالي جميع القطاعات							600,086	1,325,669	322	2,482,339,134	