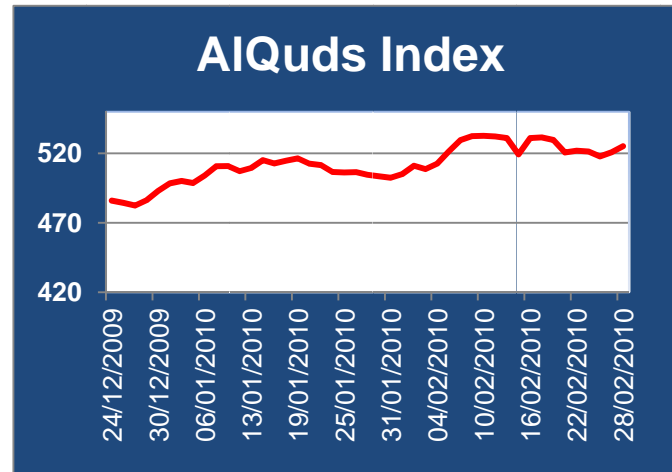


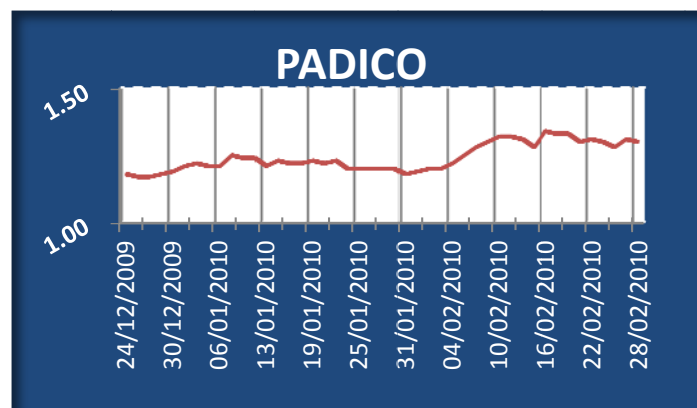
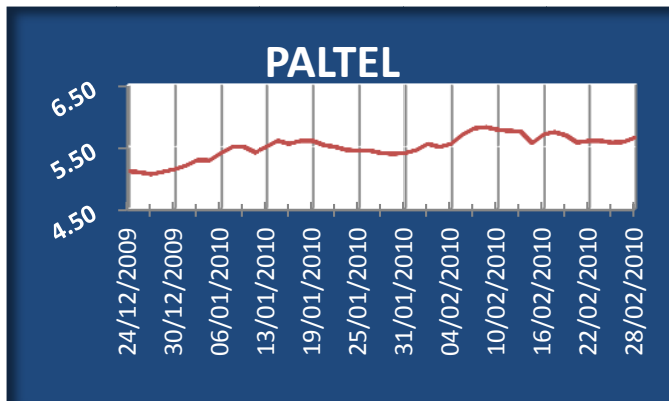
Sunday (28-02-2010)

“Al-Quds Index” increased today by %0.85 an increase of **4.44** points, ending today’s session at **525.18** points. Today's trading volume reached **0.61** million shares, with a total trading value of **\$1.98** million, through **(343)** contracts. . In general, **(14)** of the companies share prices increased, and the share prices of **(6)** companies decreased; while **(6)** remaining companies experienced no change in its share price (of a total of **(26)** traded companies) during today's trading session.



Palestine telecommunications (**PALTEL**) experienced an increase of %1.25, when it closed at **JD 5.65** at the end of the session. Trading volume for **PALTEL** reached **0.17** Million shares, valued **\$1.38** million.

Palestine development and investment (**PADICO**) experienced a decrease of %0.76, when it closed at **\$1.30** at the end of the session. Trading volume for **PADICO** reached **0.10** Million shares, valued **\$0.14** million.



Al-Quds Index Companies

Market Cap	# of trades	Total Value (USD)	# of Shares Traded	52 Week Price		% Change	Open Price	Closing Price	Company	
				Low	High					
1,048,915,551	95	1,382,291	174,657	5.00	6.55	1.25	5.58	5.65	JOD	PALTEL
370,000,000	29	204,222	55,289	2.80	3.86	0.82	3.67	3.70	USD	BOP
325,000,000	39	135,010	103,730	1.16	1.63	-(0.76)	1.31	1.30	USD	PADICO
24,789,518	46	59,534	83,348	0.69	0.92	4.23	0.71	0.74	USD	AIG
19,040,900	30	41,202	41,217	0.36	0.76	4.35	0.69	0.72	JOD	PIIC
26,800,000	9	16,908	25,400	0.56	0.70	0.00	0.67	0.67	USD	UCI
21,900,000	14	7,122	9,756	0.57	0.89	0.00	0.73	0.73	USD	AMB
47,208,449	4	4,453	3,900	1.13	1.50	0.00	1.16	1.16	USD	AIB
5,133,991	10	4,149	5,251	0.54	0.71	-(1.75)	0.57	0.56	JOD	WASSEL
72,531,723	2	4,010	669	3.55	4.25	1.19	4.20	4.25	JOD	BPC
66,000,000	5	1,649	1,512	0.84	1.11	1.85	1.08	1.10	USD	PEC
15,021,154	1	150	150	0.71	0.91	0.00	0.71	0.71	JOD	GMC

Daily Sahem Report

		Index	الإغلاق	Closing	الافتتاح	Opening	نسبة التغيير	% Change	قيمة التغيير	Value Change		
القدس		Al- Quds	525.18		520.74		0.85%		4.44			
رمز الشركة	سعر الإغلاق	الإغلاق السابق	نسبة التغيير	أسعار 52 أسبوع		كمية الأسهم	القيمة بالدولار	عدد العقود	القيمة السوقية بالدولار	Company		
Company	Closing	Previous	%	52 week Prices		# of	Value	No.	Market	*P/E		
Symbol	Price	Close	Change	High	Low	Shares	(USD)	Contracts	Cap (USD)			
قطاع البنوك --- Banking Sector												
AIB	USD	1.16	1.16	0.00	1.50	1.13	3,900	4,453	4	47,208,449	40.96	
AMB	USD	0.73	0.73	0.00	0.89	0.57	9,756	7,122	14	21,900,000	11.81	
BOP	USD	3.70	3.67	0.82	3.86	2.80	55,289	204,222	29	370,000,000	13.04	
ISBK	USD	0.87	0.86	1.16	0.90	0.65	71,825	61,871	20	31,268,746	0	
PCB	USD	0.00	0.79	--	0.96	0.64	0	0	0	23,720,584	11.85	
PIBC	USD	0.00	1.22	--	1.61	1.17	0	0	0	48,800,000	17.74	
QUDS	USD	1.17	1.15	1.74	1.25	0.69	1,900	2,193	4	58,500,000	0.00	
Sector Total Banking-إجمالي قطاع البنوك							142,670	279,861	71	601,397,779		
قطاع الصناعة --- Industry Sector												
ACPC	JOD	0.00	0.31	--	0.00	0.00	0	0	0	288,575	0	
APC	JOD	1.41	1.35	4.44	1.41	0.95	400	795	2	2,983,074	7.71	
AZIZA	JOD	0.00	1.42	--	1.42	0.69	0	0	0	20,028,205	5.41	
BPC	JOD	4.25	4.20	1.19	4.25	3.55	669	4,010	2	72,531,723	14.56	
GMC	JOD	0.71	0.71	0.00	0.91	0.71	150	150	1	15,021,154	22.96	
JCC	JOD	2.90	2.80	3.57	3.48	2.70	2,665	10,686	9	28,631,871	9.99	
JPH	JOD	0.00	4.50	--	4.64	3.65	0	0	0	31,734,833	15.33	
LADAEN	JOD	0.00	0.30	--	0.37	0.27	0	0	0	2,961,918	0	
NCI	JOD	0.28	0.29	-(3.45)	0.35	0.26	12,926	5,195	7	1,974,612	0	
VOIC	JOD	2.55	2.55	0.00	2.59	1.52	5,100	18,344	2	14,386,457	7.47	
Industry Sector Total-إجمالي قطاع الصناعة							21,910	39,182	23	190,542,422		
قطاع التأمين --- Insurance Sector												
AIE	JOD	0.00	0.36	--	0.00	0.00	0	0	0	507,757	0	
AIG	USD	0.74	0.71	4.23	0.92	0.69	83,348	59,534	46	24,789,518	11.57	
MIC	USD	0.67	0.64	4.69	0.73	0.49	1,000	670	1	4,824,000	5.24	
NIC	USD	4.83	4.80	0.63	4.91	3.80	1,608	7,473	4	38,640,000	9.73	
TRUST	USD	2.46	2.58	-(4.65)	3.90	2.46	68	167	1	20,295,000	22.17	
Insurance Sector Total-إجمالي قطاع التأمين							86,024	67,845	52	89,056,275		
قطاع الاستثمار --- Investment Sector												
ARAB	JOD	0.54	0.54	0.00	0.70	0.50	2,000	1,523	1	7,199,233	214.51	
IID	JOD	0.00	0.76	--	0.00	0.00	0	0	0	4,287,728	0	
JREI	USD	0.00	0.90	--	1.25	0.90	0	0	0	9,000,000	29.97	
PADICO	USD	1.30	1.31	-(0.76)	1.63	1.16	103,730	135,010	39	325,000,000	8.11	
PID	JOD	0.00	0.95	--	1.03	0.91	0	0	0	6,485,751	0	
PIIC	JOD	0.72	0.69	4.35	0.76	0.36	41,217	41,202	30	19,040,900	5.09	
PRICO	JOD	0.74	0.72	2.78	0.85	0.62	4,000	4,133	2	50,881,515	69.44	
UCI	USD	0.67	0.67	0.00	0.70	0.56	25,400	16,908	9	26,800,000	10.17	
Investment Sector Total-إجمالي قطاع الاستثمار							176,347	198,775	81	448,695,127		
قطاع الخدمات --- Service Sector												
AHC	JOD	0.86	0.90	-(4.44)	1.00	0.60	4,000	4,894	4	30,324,396	0	
ARE	JOD	0.00	0.57	--	0.59	0.34	0	0	0	762,859	5.47	
GCOM	USD	0.90	0.93	-(3.23)	1.50	0.90	500	450	1	8,577,649	0	
HOTEL	JOD	0.00	0.00	--	0.00	0.00	0	0	0	1,598,181	0	
NSC	JOD	0.75	0.72	4.17	0.75	0.42	1,000	1,058	1	3,361,579	5.38	
PALTEL	JOD	5.65	5.58	1.25	6.55	5.00	174,657	1,382,291	95	1,048,915,551	10.57	
PEC	USD	1.10	1.08	1.85	1.11	0.84	1,512	1,649	5	66,000,000	9.45	
PLAZA	JOD	0.00	0.70	--	0.80	0.48	0	0	0	6,911,141	16.19	
WASSEL	JOD	0.56	0.57	-(1.75)	0.71	0.54	5,251	4,149	10	5,133,991	5.77	
Services Sector Total-إجمالي قطاع الخدمات							186,920	1,394,491	116	1,171,585,347		
Total All The Sectors ---- إجمالي جميع القطاعات							613,871	1,980,154	343	2,501,276,950		