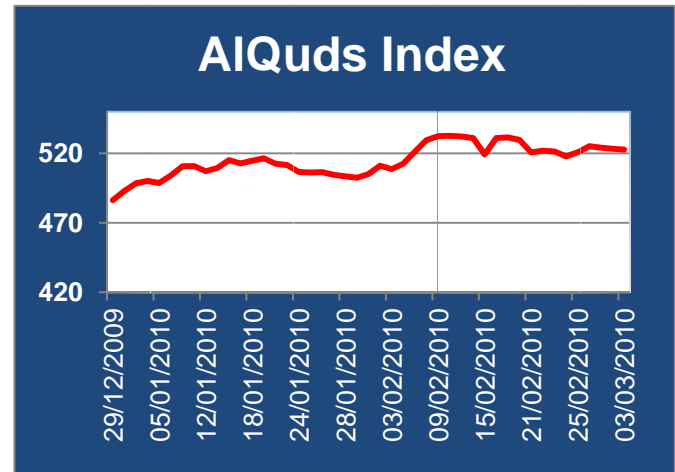


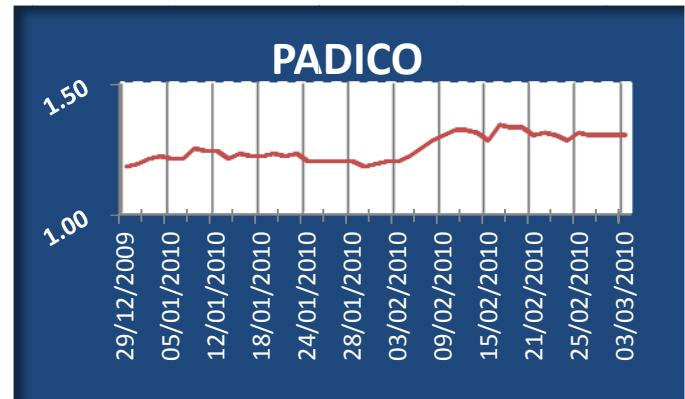
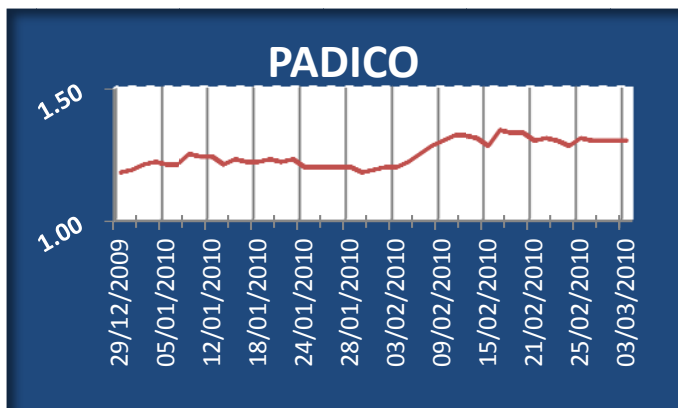
Wednesday (03-03-2010)

“Al-Quds Index” decreased today by %0.11 a decrease of **0.58** points, ending today’s session at **522.68** points. Today's trading volume reached **2.46** million shares, with a total trading value of **\$16.33** million, through **(239)** contracts. . In general, **(11)** of the companies share prices increased, and the share prices of **(7)** companies decreased; while **(7)** remaining companies experienced no change in its share price (of a total of **(25)** traded companies) during today's trading session.



Palestine telecommunications (**PALTEL**) experienced a decrease of %0.36, when it closed at **JD 5.61** at the end of the session. Trading volume for **PALTEL** reached **2.01** million shares, valued **\$15.91** million.

Palestine development and investment (**PADICO**) stabled, when it closed at **\$1.30** at the end of the session. Trading volume for **PADICO** reached **0.04** Million shares, valued **\$0.05** million.



### Al-Quds Index Companies

Market Cap	# of trades	Total Value (USD)	# of Shares Traded	52 Week Price		% Change	Open Price	Closing Price	Company	
				Low	High					
1,041,489,600	12	15,907,374	2,010,416	5.00	6.55	-(0.36)	5.63	5.61	JOD	PALTEL
22,800,000	48	101,968	136,605	0.57	0.89	1.33	0.75	0.76	USD	AMB
325,000,000	24	45,439	35,011	1.16	1.63	0.00	1.30	1.30	USD	PADICO
27,600,000	29	41,697	61,346	0.56	0.70	4.55	0.66	0.69	USD	UCI
24,119,531	17	25,340	35,250	0.69	0.92	0.00	0.72	0.72	USD	AIG
19,305,356	15	22,467	21,979	0.36	0.76	-(1.35)	0.74	0.73	JOD	PIIC
45,987,541	13	15,781	13,893	1.13	1.50	-(0.88)	1.14	1.13	USD	AIB
369,000,000	7	8,890	2,410	2.80	3.86	0.00	3.69	3.69	USD	BOP
64,800,000	5	7,665	7,100	0.84	1.11	0.93	1.07	1.08	USD	PEC
5,409,026	11	5,164	6,314	0.54	0.71	3.51	0.57	0.59	JOD	WASSEL
71,849,071	1	1,188	200	3.55	4.25	-(0.24)	4.22	4.21	JOD	BPC
15,232,720	0	0	0	0.71	0.91	--	0.72	0.00	JOD	GMC

## Daily Sahem Report

Index		الإغلاق	Closing	الإفتتاح	Opening	نسبة التغير	% Change	قيمة التغير	Value Change		
القدس	AI- Quds	522.68	523.26	523.26	523.26	-0.11%			-0.58		
رمز الشركة	سعر الإغلاق	الإغلاق السابق	نسبة التغير	أسعار 52 أسبوع		كمية الأسهم	القيمة بالدولار	عدد العقود	القيمة السوقية بالدولار	Company	
Company	Closing	Previous	%	52 week Prices		# of	Value	No.	Market	*P/E	
Symbol	Price	Close	Change	High	Low	Shares	(USD)	Contracts	Cap (USD)		
<b>قطاع البنوك --- Banking Sector</b>											
AIB	USD	1.13	1.14	-(0.88)	1.50	1.13	13,893	15,781	13	45,987,541	39.90
AMB	USD	0.76	0.75	1.33	0.89	0.57	136,605	101,968	48	22,800,000	12.30
BOP	USD	3.69	3.69	0.00	3.86	2.80	2,410	8,890	7	369,000,000	13.01
ISBK	USD	0.85	0.86	-(1.16)	0.90	0.65	43,660	37,517	8	30,549,924	0
PCB	USD	0.00	0.80	--	0.96	0.64	0	0	0	24,020,845	12.00
PIBC	USD	1.22	1.22	0.00	1.49	1.17	27,080	33,278	12	48,800,000	17.74
QUDS	USD	0.00	1.15	--	1.25	0.69	0	0	0	57,500,000	0.00
Sector Total Banking-إجمالي قطاع البنوك						223,648	197,432	88	598,658,310		
<b>قطاع الصناعة --- Industry Sector</b>											
ACPC	JOD	0.00	0.31	--	0.00	0.00	0	0	0	288,575	0
APC	JOD	0.00	1.48	--	1.48	0.95	0	0	0	3,131,170	8.10
AZIZA	JOD	1.56	1.49	4.70	1.56	0.69	2,000	4,401	3	22,002,817	5.95
BPC	JOD	4.21	4.22	-(0.24)	4.25	3.55	200	1,188	1	71,849,071	14.42
GMC	JOD	0.00	0.72	--	0.91	0.71	0	0	0	15,232,720	23.28
JCC	JOD	0.00	2.78	--	3.48	2.70	1,397	5,911	0	27,447,104	9.57
JPH	JOD	4.45	4.40	1.14	4.64	3.65	1,350	8,403	3	31,382,223	15.16
LADAEN	JOD	0.30	0.30	0.00	0.37	0.27	4,500	1,876	3	2,961,918	0
NCI	JOD	0.29	0.29	0.00	0.35	0.26	3,178	1,300	2	2,045,134	0
VOIC	JOD	2.55	2.67	-(4.49)	2.67	1.52	50	180	1	14,386,457	7.47
Industry Sector Total-إجمالي قطاع الصناعة						12,675	23,257	13	190,727,190		
<b>قطاع التأمين --- Insurance Sector</b>											
AIE	JOD	0.00	0.36	--	0.00	0.00	0	0	0	507,757	0
AIG	USD	0.72	0.72	0.00	0.92	0.69	35,250	25,340	17	24,119,531	11.26
MIC	USD	0.67	0.64	4.69	0.73	0.49	224	143	2	4,824,000	5.24
NIC	USD	0.00	4.85	--	4.91	3.80	0	0	0	38,800,000	9.77
TRUST	USD	0.00	2.46	--	3.90	2.46	0	0	0	20,295,000	22.17
Insurance Sector Total-إجمالي قطاع التأمين						35,474	25,483	19	88,546,288		
<b>قطاع الاستثمار --- Investment Sector</b>											
ARAB	JOD	0.55	0.54	1.85	0.70	0.50	1,000	776	1	7,332,552	218.48
IID	JOD	0.00	0.76	--	0.00	0.00	0	0	0	4,287,728	0
JREI	USD	0.00	0.90	--	1.25	0.90	0	0	0	9,000,000	29.97
PADICO	USD	1.30	1.30	0.00	1.63	1.16	35,011	45,439	24	325,000,000	8.11
PID	JOD	1.00	0.96	4.17	1.03	0.91	18,901	26,630	11	6,827,106	0
PIIC	JOD	0.73	0.74	-(1.35)	0.76	0.36	21,979	22,467	15	19,305,356	5.16
PRICO	JOD	0.72	0.71	1.41	0.85	0.62	1,680	1,706	2	49,506,339	67.56
UCI	USD	0.69	0.66	4.55	0.70	0.56	61,346	41,697	29	27,600,000	10.47
Investment Sector Total-إجمالي قطاع الاستثمار						139,917	138,715	82	448,859,082		
<b>قطاع الخدمات --- Service Sector</b>											
AHC	JOD	0.86	0.87	-(1.15)	1.00	0.60	2,000	2,426	1	30,324,396	0
ARE	JOD	0.00	0.55	--	0.59	0.36	0	0	0	736,092	5.28
GCOM	USD	0.93	0.93	0.00	1.50	0.90	11,250	10,463	6	8,863,571	0
HOTEL	JOD	0.00	0.00	--	0.00	0.00	0	0	0	1,598,181	0
NSC	JOD	0.85	0.81	4.94	0.85	0.42	11,000	13,188	2	3,809,789	6.10
PALTEL	JOD	5.61	5.63	-(0.36)	6.55	5.00	2,010,416	15,907,374	12	1,041,489,600	10.50
PEC	USD	1.08	1.07	0.93	1.11	0.84	7,100	7,665	5	64,800,000	9.28
PLAZA	JOD	0.00	0.70	--	0.80	0.48	0	0	0	6,911,141	16.19
WASSEL	JOD	0.59	0.57	3.51	0.71	0.54	6,314	5,164	11	5,409,026	6.08
Services Sector Total-إجمالي قطاع الخدمات						2,048,080	15,946,278	37	1,163,941,796		
<b>Total All The Sectors ---- إجمالي جميع القطاعات</b>						<b>2,459,794</b>	<b>16,331,167</b>	<b>239</b>	<b>2,490,732,665</b>		