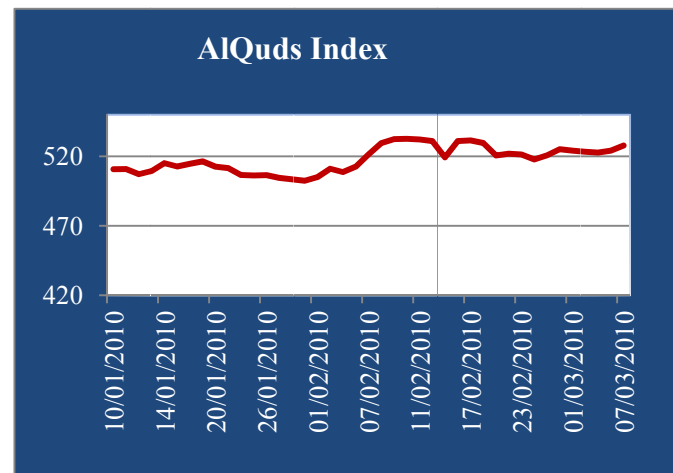


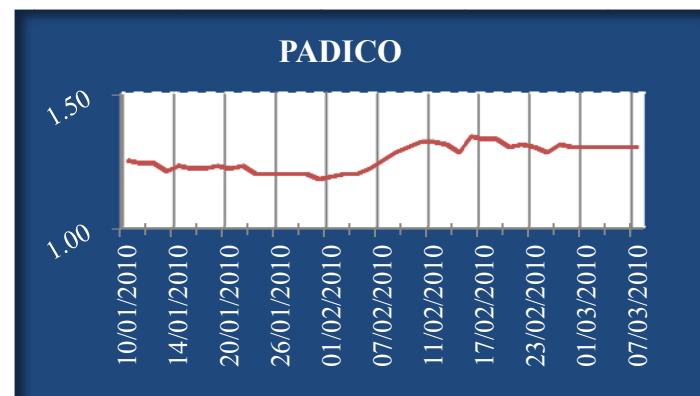
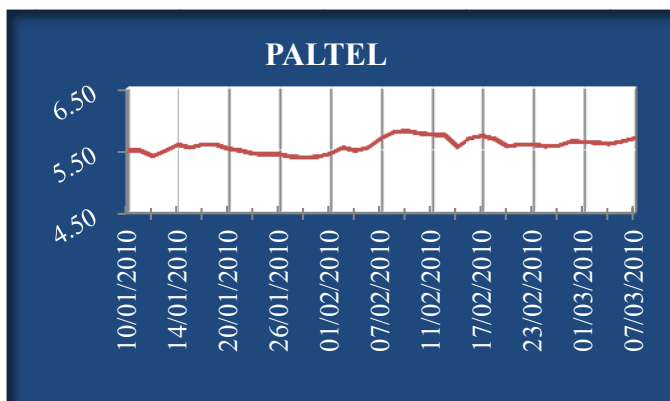
Sunday (07-03-2010)

“Al-Quds Index” increased today by %0.70, an increase of **3.65** points, ending today’s session at **527.73** points. Today's trading volume reached **1.16** million shares, with a total trading value of **\$3.48** million, through **(411)** contracts. . In general, **(12)** of the companies share prices increased, and the share prices of **(3)** companies decreased; while **(5)** remaining companies experienced no change in its share price (of a total of **(20)** traded companies) during today's trading session.



Palestine telecommunications (**PALTEL**) experienced an increase of %0.88, when it closed at **JD 5.70** at the end of the session. Trading volume for **PALTEL** reached **0.27** million shares, valued **\$2.17** million.

Palestine development and investment (**PADICO**) stabled, when it closed at **\$1.30** at the end of the session. Trading volume for **PADICO** reached **0.31** million shares, valued **\$0.40** million.



Al-Quds Index Companies

Market Cap	# of trades	Total Value (USD)	# of Shares Traded	52 Week Price		% Change	Open Price	Closing Price	Company	
				Low	High					
1,058,197,990	43	2,169,726	272,204	5.00	6.55	0.88	5.65	5.70	JOD	PALTEL
368,000,000	25	468,161	126,882	2.80	3.86	-(0.27)	3.69	3.68	USD	BOP
325,000,000	105	400,637	308,033	1.16	1.54	0.00	1.30	1.30	USD	PADICO
24,600,000	83	164,365	202,415	0.57	0.89	3.80	0.79	0.82	USD	AMB
20,098,727	46	67,720	64,645	0.36	0.76	2.70	0.74	0.76	JOD	PIIC
29,200,000	36	38,747	53,630	0.56	0.73	4.29	0.70	0.73	USD	UCI
70,995,757	7	23,216	4,000	3.55	4.25	2.72	4.05	4.16	JOD	BPC
46,801,480	15	16,378	14,546	1.12	1.50	1.77	1.13	1.15	USD	AIB
64,800,000	4	9,720	9,000	0.84	1.11	0.93	1.07	1.08	USD	PEC
5,317,347	8	2,993	3,669	0.54	0.71	0.00	0.58	0.58	JOD	WASSEL
23,784,537	2	2,515	3,500	0.69	0.92	0.00	0.71	0.71	USD	AIG
15,444,285	0	0	0	0.71	0.90	--	0.73	0.00	JOD	GMC

Daily Sahem Report

		Index	الإغلاق	Closing	الافتتاح	Opening	نسبة التغيير	% Change	قيمة التغيير	Value Change	
القدس		Al- Quds	527.73		524.08		0.70%		3.65		
رمز الشركة	سعر الإغلاق	الإغلاق السابق	نسبة التغيير	أسعار 52 أسبوع		كمية الأسهم	القيمة بالدولار	عدد العقود	القيمة السوقية بالدولار	Company	
Company	Closing	Previous	%	52 week Prices		# of	Value	No.	Market	*P/E	
Symbol	Price	Close	Change	High	Low	Shares	(USD)	Contracts	Cap (USD)		
قطاع البنوك ---- Banking Sector											
AIB	USD	1.15	1.13	1.77	1.50	1.12	14,546	16,378	15	46,801,480	40.61
AMB	USD	0.82	0.79	3.80	0.89	0.57	202,415	164,365	83	24,600,000	13.27
BOP	USD	3.68	3.69	-(0.27)	3.86	2.80	126,882	468,161	25	368,000,000	12.97
ISBK	USD	0.85	0.86	-(1.16)	0.90	0.65	17,200	14,670	6	30,549,924	0
PCB	USD	0.00	0.80	--	0.96	0.64	0	0	0	24,020,845	12.00
PIBC	USD	1.22	1.20	1.67	1.49	1.17	20,570	25,565	6	48,800,000	17.74
QUDS	USD	0.00	1.15	--	1.25	0.69	0	0	0	57,500,000	0.00
Sector Total Banking-إجمالي قطاع البنوك							381,613	689,140	135	600,272,249	
قطاع الصناعة ---- Industry Sector											
ACPC	JOD	0.00	0.31	--	0.00	0.00	0	0	0	288,575	0
APC	JOD	0.00	1.48	--	1.48	0.95	0	0	0	3,131,170	8.10
AZIZA	JOD	1.71	1.63	4.91	1.71	0.69	15,825	38,167	4	24,118,473	6.52
BPC	JOD	4.16	4.05	2.72	4.25	3.55	4,000	23,216	7	70,995,757	14.25
GMC	JOD	0.00	0.73	--	0.90	0.71	0	0	0	15,444,285	23.61
JCC	JOD	0.00	2.85	--	3.48	2.70	0	0	0	28,138,218	9.81
JPH	JOD	0.00	4.40	--	4.64	3.65	0	0	0	31,029,614	14.99
LADAEN	JOD	0.30	0.29	3.45	0.37	0.27	2,200	931	2	2,961,918	0
NCI	JOD	0.29	0.28	3.57	0.35	0.26	14,048	5,746	8	2,045,134	0
VOIC	JOD	0.00	2.55	--	2.67	1.52	0	0	0	14,386,457	7.47
Industry Sector Total-إجمالي قطاع الصناعة							36,073	68,061	21	192,539,601	
قطاع التأمين ---- Insurance Sector											
AIE	JOD	0.00	0.36	--	0.00	0.00	0	0	0	507,757	0
AIG	USD	0.71	0.71	0.00	0.92	0.69	3,500	2,515	2	23,784,537	11.10
MIC	USD	0.00	0.67	--	0.73	0.49	0	0	0	4,824,000	5.24
NIC	USD	0.00	4.85	--	4.91	3.80	0	0	0	38,800,000	9.77
TRUST	USD	0.00	2.46	--	3.90	2.46	0	0	0	20,295,000	22.17
Insurance Sector Total-إجمالي قطاع التأمين							3,500	2,515	2	88,211,294	
قطاع الاستثمار ---- Investment Sector											
ARAB	JOD	0.00	0.55	--	0.69	0.50	0	0	0	7,332,552	218.48
IID	JOD	0.00	0.76	--	0.00	0.00	0	0	0	4,287,728	0
JREI	USD	0.00	0.90	--	1.25	0.90	0	0	0	9,000,000	29.97
PADICO	USD	1.30	1.30	0.00	1.54	1.16	308,033	400,637	105	325,000,000	8.11
PID	JOD	0.98	1.00	-(2.00)	1.03	0.91	500	691	1	6,690,564	0
PIIC	JOD	0.76	0.74	2.70	0.76	0.36	64,645	67,720	46	20,098,727	5.38
PRICO	JOD	0.72	0.72	0.00	0.85	0.62	1,700	1,726	3	49,506,339	67.56
UCI	USD	0.73	0.70	4.29	0.73	0.56	53,630	38,747	36	29,200,000	11.08
Investment Sector Total-إجمالي قطاع الاستثمار							428,508	509,521	191	451,115,911	
قطاع الخدمات ---- Service Sector											
AHC	JOD	0.00	0.86	--	1.00	0.60	0	0	0	30,324,396	0
ARE	JOD	0.00	0.57	--	0.59	0.36	0	0	0	762,859	5.47
GCOM	USD	0.93	0.93	0.00	1.50	0.90	8,060	7,496	2	8,863,571	0
HOTEL	JOD	0.00	0.00	--	0.00	0.00	0	0	0	1,598,181	0
NSC	JOD	0.93	0.89	4.49	0.93	0.42	14,000	18,364	5	4,168,358	6.67
PALTEL	JOD	5.70	5.65	0.88	6.55	5.00	272,204	2,169,726	43	1,058,197,990	10.67
PEC	USD	1.08	1.07	0.93	1.11	0.84	9,000	9,720	4	64,800,000	9.28
PLAZA	JOD	0.00	0.70	--	0.80	0.48	0	0	0	6,911,141	16.19
WASSEL	JOD	0.58	0.58	0.00	0.71	0.54	3,669	2,993	8	5,317,347	5.98
Services Sector Total-إجمالي قطاع الخدمات							306,933	2,208,299	62	1,180,943,842	
Total All The Sectors ---- إجمالي جميع القطاعات							1,156,627	3,477,535	411	2,513,082,897	