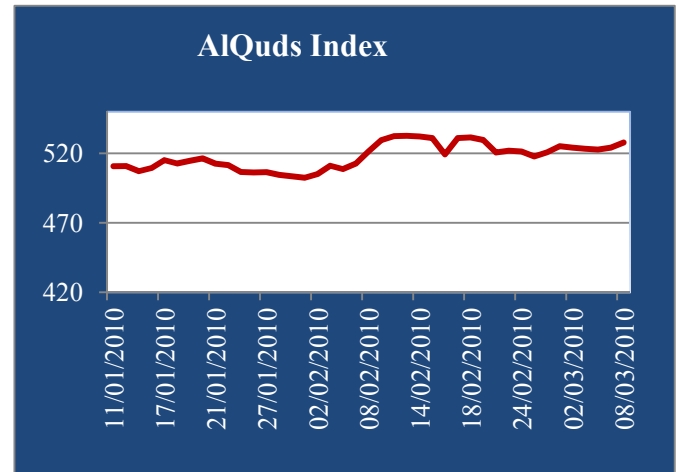


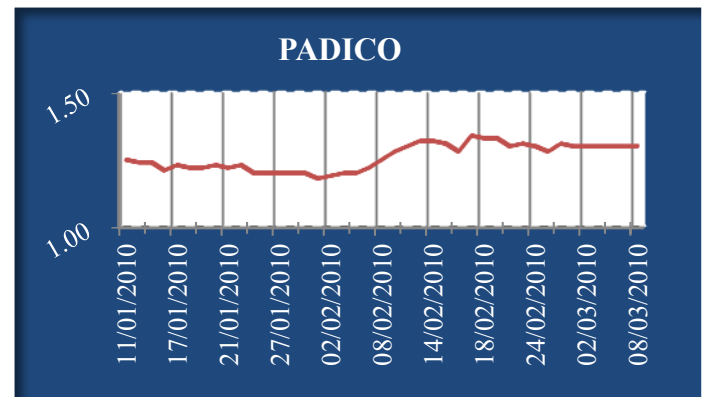
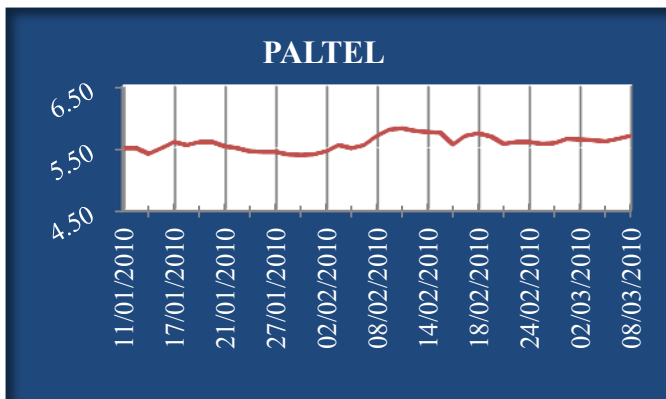
**Monday (08-03-2010)**

“Al-Quds Index” increased today by %0.07, an increase of **0.38** points, ending today’s session at **528.11** points. Today's trading volume reached **1.13** million shares, with a total trading value of **\$1.27** million, through **(501)** contracts. . In general, **(20)** of the companies share prices increased, and the share prices of **(11)** companies decreased; while **(6)** remaining companies experienced no change in its share price (of a total of **(3)** traded companies) during today's trading session.



Palestine telecommunications (**PALTEL**) Stabled, when it closed at **JD 5.70** at the end of the session. Trading volume for **PALTEL** reached **0.02** million shares, valued **\$0.18** million.

Palestine development and investment (**PADICO**) decreased by **0.77%**, when it closed at **\$1.29** at the end of the session. Trading volume for **PADICO** reached **0.19** million shares, valued **\$0.24** million.



**Al-Quds Index Companies**

| Market Cap    | # of trades | Total Value (USD) | # of Shares Traded | 52 Week Price |      | % Change | Open Price | Closing Price | Company |        |
|---------------|-------------|-------------------|--------------------|---------------|------|----------|------------|---------------|---------|--------|
|               |             |                   |                    | Low           | High |          |            |               |         |        |
| 24,600,000    | 146         | 437,645           | 525,323            | 0.57          | 0.89 | 0.00     | 0.82       | 0.82          | USD     | AMB    |
| 322,500,000   | 85          | 239,868           | 186,338            | 1.16          | 1.54 | -(0.77)  | 1.30       | 1.29          | USD     | PADICO |
| 1,058,197,990 | 39          | 179,648           | 22,342             | 5.00          | 6.55 | 0.00     | 5.70       | 5.70          | JOD     | PALTEL |
| 20,892,098    | 70          | 137,074           | 124,231            | 0.36          | 0.79 | 3.95     | 0.76       | 0.79          | JOD     | PIIC   |
| 370,000,000   | 5           | 44,659            | 12,070             | 2.80          | 3.86 | 0.54     | 3.68       | 3.70          | USD     | BOP    |
| 30,400,000    | 26          | 40,369            | 53,195             | 0.56          | 0.76 | 4.11     | 0.73       | 0.76          | USD     | UCI    |
| 24,119,531    | 40          | 32,742            | 45,911             | 0.69          | 0.92 | 1.41     | 0.71       | 0.72          | USD     | AIG    |
| 5,409,026     | 10          | 8,775             | 10,551             | 0.54          | 0.71 | 1.72     | 0.58       | 0.59          | JOD     | WASSEL |
| 65,400,000    | 6           | 6,784             | 6,230              | 0.84          | 1.11 | 0.93     | 1.08       | 1.09          | USD     | PEC    |
| 69,971,780    | 2           | 4,626             | 800                | 3.55          | 4.25 | -(1.44)  | 4.16       | 4.10          | JOD     | BPC    |
| 46,801,480    | 0           | 0                 | 0                  | 1.12          | 1.50 | --       | 1.15       | 0.00          | USD     | AIB    |
| 15,444,285    | 0           | 0                 | 0                  | 0.71          | 0.90 | --       | 0.73       | 0.00          | JOD     | GMC    |

# Daily Sahem Report

| Index  |             | الإغلاق        | Closing      | الإفتتاح       | Opening | نسبة التغيير | % Change         | قيمة التغيير     | Value Change            |                      |        |
|--|-------------|----------------|--------------|----------------|---------|--------------|------------------|------------------|-------------------------|----------------------|--------|
| القدس  | Al- Quds    | 528.11         |              | 527.73         |         | 0.07%        |                  | 0.38             |                         |                      |        |
| رمز الشركة   | سعر الإغلاق | الإغلاق السابق | نسبة التغيير | أسعار 52 أسبوع |         | كمية الأسهم  | القيمة بالدولار  | عدد العقود       | القيمة السوقية بالدولار | Company              |        |
| Company  | Closing     | Previous       | %            | 52 week Prices |         | # of         | Value            | No.              | Market                  | *P/E                 |        |
| Symbol   | Price       | Close          | Change       | High           | Low     | Shares       | (USD)            | Contracts        | Cap (USD)               |                      |        |
| <b>قطاع البنوك ---- Banking Sector</b>                 |             |                |              |                |         |              |                  |                  |                         |                      |        |
| AIB  | USD         | 0.00           | 1.15         | --             | 1.50    | 1.12         | 0                | 0                | 0                       | 46,801,480           | 40.61  |
| AMB  | USD         | 0.82           | 0.82         | 0.00           | 0.89    | 0.57         | 525,323          | 437,645          | 146                     | 24,600,000           | 13.27  |
| BOP  | USD         | 3.70           | 3.68         | 0.54           | 3.86    | 2.80         | 12,070           | 44,659           | 5                       | 370,000,000          | 13.04  |
| ISBK   | USD         | 0.84           | 0.85         | -(1.18)        | 0.90    | 0.65         | 73,300           | 61,962           | 20                      | 30,190,513           | 0      |
| PCB  | USD         | 0.00           | 0.80         | --             | 0.96    | 0.64         | 0                | 0                | 0                       | 24,020,845           | 12.00  |
| PIBC   | USD         | 0.00           | 1.22         | --             | 1.49    | 1.17         | 0                | 0                | 0                       | 48,800,000           | 17.74  |
| QUDS   | USD         | 0.00           | 1.15         | --             | 1.25    | 0.69         | 0                | 0                | 0                       | 57,500,000           | 0.00   |
| Sector Total Banking-إجمالي قطاع البنوك                |             |                |              |                |         |              | 610,693          | 544,266          | 171                     | 601,912,838          |        |
| <b>قطاع الصناعة ---- Industry Sector</b>               |             |                |              |                |         |              |                  |                  |                         |                      |        |
| ACPC   | JOD         | 0.00           | 0.31         | --             | 0.00    | 0.00         | 0                | 0                | 0                       | 288,575              | 0      |
| APC  | JOD         | 0.00           | 1.48         | --             | 1.48    | 0.95         | 0                | 0                | 0                       | 3,131,170            | 8.10   |
| AZIZA  | JOD         | 1.74           | 1.71         | 1.75           | 1.74    | 0.69         | 4,400            | 10,591           | 4                       | 24,541,604           | 6.63   |
| BPC  | JOD         | 4.10           | 4.16         | -(1.44)        | 4.25    | 3.55         | 800              | 4,626            | 2                       | 69,971,780           | 14.05  |
| GMC  | JOD         | 0.00           | 0.73         | --             | 0.90    | 0.71         | 0                | 0                | 0                       | 15,444,285           | 23.61  |
| JCC  | JOD         | 2.80           | 2.85         | -(1.75)        | 3.48    | 2.70         | 2,400            | 9,478            | 2                       | 27,644,565           | 9.64   |
| JPH  | JOD         | 0.00           | 4.40         | --             | 4.64    | 3.65         | 0                | 0                | 0                       | 31,029,614           | 14.99  |
| LADAEN   | JOD         | 0.29           | 0.30         | -(3.33)        | 0.37    | 0.27         | 6,000            | 2,454            | 4                       | 2,863,187            | 0      |
| NCI  | JOD         | 0.30           | 0.29         | 3.45           | 0.35    | 0.26         | 21,318           | 9,020            | 20                      | 2,115,656            | 0      |
| VOIC   | JOD         | 0.00           | 2.55         | --             | 2.67    | 1.52         | 0                | 0                | 0                       | 14,386,457           | 7.47   |
| Industry Sector Total-إجمالي قطاع الصناعة              |             |                |              |                |         |              | 34,918           | 36,170           | 32                      | 191,416,893          |        |
| <b>قطاع التأمين ---- Insurance Sector</b>              |             |                |              |                |         |              |                  |                  |                         |                      |        |
| AIE  | JOD         | 0.00           | 0.36         | --             | 0.00    | 0.00         | 0                | 0                | 0                       | 507,757              | 0      |
| AIG  | USD         | 0.72           | 0.71         | 1.41           | 0.92    | 0.69         | 45,911           | 32,742           | 40                      | 24,119,531           | 11.26  |
| MIC  | USD         | 0.00           | 0.67         | --             | 0.73    | 0.49         | 0                | 0                | 0                       | 4,824,000            | 5.24   |
| NIC  | USD         | 4.85           | 4.85         | 0.00           | 4.91    | 3.80         | 250              | 1,213            | 2                       | 38,800,000           | 9.77   |
| TRUST  | USD         | 0.00           | 2.46         | --             | 3.90    | 2.46         | 0                | 0                | 0                       | 20,295,000           | 22.17  |
| Insurance Sector Total-إجمالي قطاع التأمين             |             |                |              |                |         |              | 46,161           | 33,954           | 42                      | 88,546,288           |        |
| <b>قطاع الاستثمار ---- Investment Sector</b>           |             |                |              |                |         |              |                  |                  |                         |                      |        |
| ARAB   | JOD         | 0.00           | 0.55         | --             | 0.69    | 0.50         | 0                | 0                | 0                       | 7,332,552            | 218.48 |
| IID  | JOD         | 0.00           | 0.76         | --             | 0.00    | 0.00         | 0                | 0                | 0                       | 4,287,728            | 0      |
| JREI   | USD         | 0.00           | 0.90         | --             | 1.25    | 0.90         | 0                | 0                | 0                       | 9,000,000            | 29.97  |
| PADICO   | USD         | 1.29           | 1.30         | -(0.77)        | 1.54    | 1.16         | 186,338          | 239,868          | 85                      | 322,500,000          | 8.05   |
| PID  | JOD         | 0.00           | 0.98         | --             | 1.03    | 0.91         | 0                | 0                | 0                       | 6,690,564            | 0      |
| PIIC   | JOD         | 0.79           | 0.76         | 3.95           | 0.79    | 0.36         | 124,231          | 137,074          | 70                      | 20,892,098           | 5.59   |
| PRICO  | JOD         | 0.73           | 0.72         | 1.39           | 0.85    | 0.62         | 12,599           | 12,944           | 11                      | 50,193,927           | 68.50  |
| UCI  | USD         | 0.76           | 0.73         | 4.11           | 0.76    | 0.56         | 53,195           | 40,369           | 26                      | 30,400,000           | 11.53  |
| Investment Sector Total-إجمالي قطاع الاستثمار          |             |                |              |                |         |              | 376,363          | 430,255          | 192                     | 451,296,869          |        |
| <b>قطاع الخدمات ---- Service Sector</b>                |             |                |              |                |         |              |                  |                  |                         |                      |        |
| AHC  | JOD         | 0.89           | 0.86         | 3.49           | 1.00    | 0.60         | 1,000            | 1,255            | 1                       | 31,382,223           | 0      |
| ARE  | JOD         | 0.00           | 0.57         | --             | 0.59    | 0.36         | 0                | 0                | 0                       | 762,859              | 5.47   |
| GCOM   | USD         | 0.92           | 0.93         | -(1.08)        | 1.50    | 0.90         | 23,683           | 21,788           | 6                       | 8,768,263            | 0      |
| HOTEL  | JOD         | 0.00           | 0.00         | --             | 0.00    | 0.00         | 0                | 0                | 0                       | 1,598,181            | 0      |
| NSC  | JOD         | 0.97           | 0.93         | 4.30           | 0.97    | 0.42         | 2,000            | 2,736            | 2                       | 4,347,642            | 6.96   |
| PALTEL   | JOD         | 5.70           | 5.70         | 0.00           | 6.55    | 5.00         | 22,342           | 179,648          | 39                      | 1,058,197,990        | 10.67  |
| PEC  | USD         | 1.09           | 1.08         | 0.93           | 1.11    | 0.84         | 6,230            | 6,784            | 6                       | 65,400,000           | 9.37   |
| PLAZA  | JOD         | 0.00           | 0.70         | --             | 0.80    | 0.48         | 0                | 0                | 0                       | 6,911,141            | 16.19  |
| WASSEL   | JOD         | 0.59           | 0.58         | 1.72           | 0.71    | 0.54         | 10,551           | 8,775            | 10                      | 5,409,026            | 6.08   |
| Services Sector Total-إجمالي قطاع الخدمات              |             |                |              |                |         |              | 65,806           | 220,987          | 64                      | 1,182,777,326        |        |
| <b>All The Sectors Total ---- إجمالي جميع القطاعات</b> |             |                |              |                |         |              | <b>1,133,941</b> | <b>1,265,632</b> | <b>501</b>              | <b>2,515,950,214</b> |        |