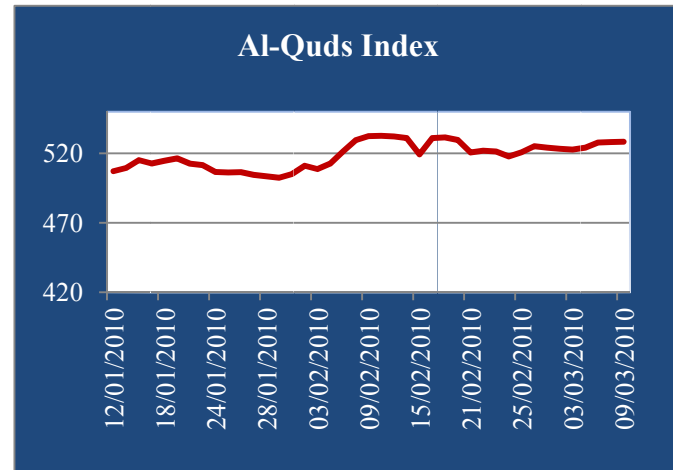


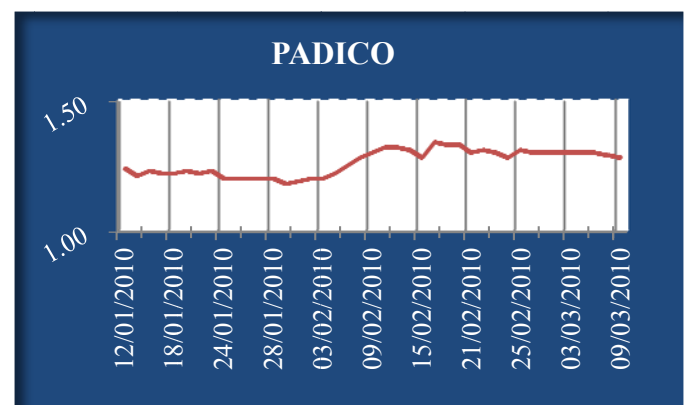
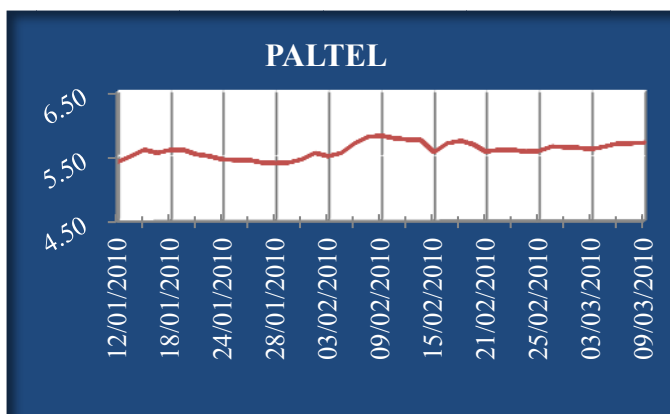
Tuesday (09-03-2010)

"Al-Quds Index" increased today by %0.04, an increase of 0.21 points, ending today's session at 528.32 points. Today's trading volume reached 1.06 million shares, with a total trading value of \$1.31 million, through (364) contracts. . In general, (9) of the companies share prices increased, and the share prices of (8) companies decreased; while (7) remaining companies experienced no change in its share price (of a total of (24) traded companies) during today's trading session.



Palestine telecommunications (PALTEL) experienced an increase of %0.18, when it closed at JD 5.71 at the end of the session. Trading volume for PALTEL reached 0.04 million shares, valued \$0.32 million.

Palestine development and investment (PADICO) experienced a decrease of % 0.78, when it closed at \$1.28 at the end of the session. Trading volume for PADICO reached 0.13 million shares, valued \$0.17 million.



Al-Quds Index Companies

Market Cap	# of trades	Total Value (USD)	# of Shares Traded	52 Week Price		% Change	Open Price	Closing Price	Company	
				Low	High					
25,800,000	102	336,576	397,335	0.57	0.89	4.88	0.82	0.86	USD	AMB
1,060,054,477	31	322,494	40,010	5.00	6.55	0.18	5.70	5.71	JOD	PALTEL
21,421,012	29	190,666	171,610	0.36	0.81	2.53	0.79	0.81	JOD	PIIC
320,000,000	54	171,839	134,060	1.16	1.54	-(0.78)	1.29	1.28	USD	PADICO
24,119,531	40	132,210	181,780	0.69	0.92	0.00	0.72	0.72	USD	AIG
372,000,000	14	29,243	7,892	2.80	3.86	0.54	3.70	3.72	USD	BOP
30,000,000	24	18,649	24,801	0.56	0.76	-(1.32)	0.76	0.75	USD	UCI
45,987,541	4	3,613	3,180	1.12	1.50	-(1.74)	1.15	1.13	USD	AIB
15,232,720	4	3,047	3,000	0.71	0.90	-(1.37)	0.73	0.72	JOD	GMC
65,400,000	3	2,180	2,000	0.84	1.11	0.00	1.09	1.09	USD	PEC
69,118,465	2	1,944	340	3.55	4.25	-(1.22)	4.10	4.05	JOD	BPC
5,409,026	3	580	706	0.54	0.71	0.00	0.59	0.59	JOD	WASSEL

Daily Sahem Report

		Index	الإغلاق	Closing	الافتتاح	Opening	نسبة التغيير	% Change	قيمة التغيير	Value Change	
القدس		Al- Quds	528.32		528.11		0.04%		0.21		
رمز الشركة	سعر الإغلاق	الإغلاق السابق	نسبة التغيير	أسعار 52 أسبوع		كمية الأسهم	القيمة بالدولار	عدد العقود	القيمة السوقية بالدولار	Company	
Company	Closing	Previous	%	52 week Prices		# of	Value	No.	Market	*P/E	
Symbol	Price	Close	Change	High	Low	Shares	(USD)	Contracts	Cap (USD)		
قطاع البنوك ---- Banking Sector											
AIB	USD	1.13	1.15	-(1.74)	1.50	1.12	3,180	3,613	4	45,987,541	39.90
AMB	USD	0.86	0.82	4.88	0.89	0.57	397,335	336,576	102	25,800,000	13.92
BOP	USD	3.72	3.70	0.54	3.86	2.80	7,892	29,243	14	372,000,000	13.11
ISBK	USD	0.84	0.84	0.00	0.90	0.65	32,000	26,600	9	30,190,513	0
PCB	USD	0.80	0.80	0.00	0.96	0.64	7,295	5,702	6	24,020,845	12.00
PIBC	USD	0.00	1.22	--	1.49	1.17	0	0	0	48,800,000	17.74
QUDS	USD	0.00	1.15	--	1.25	0.69	0	0	0	57,500,000	0.00
Sector Total Banking-إجمالي قطاع البنوك							447,702	401,734	135	604,298,899	
قطاع الصناعة ---- Industry Sector											
ACPC	JOD	0.00	0.31	--	0.00	0.00	0	0	0	288,575	0
APC	JOD	0.00	1.48	--	1.48	0.95	0	0	0	3,131,170	8.10
AZIZA	JOD	0.00	1.74	--	1.74	0.69	0	0	0	24,541,604	6.63
BPC	JOD	4.05	4.10	-(1.22)	4.25	3.55	340	1,944	2	69,118,465	13.87
GMC	JOD	0.72	0.73	-(1.37)	0.90	0.71	3,000	3,047	4	15,232,720	23.28
JCC	JOD	2.80	2.80	0.00	3.48	2.70	268	1,058	2	27,644,565	9.64
JPH	JOD	0.00	4.40	--	4.64	3.65	0	0	0	31,029,614	14.99
LADAEN	JOD	0.30	0.29	3.45	0.37	0.27	2,000	846	2	2,961,918	0
NCI	JOD	0.30	0.30	0.00	0.35	0.26	5,000	2,116	2	2,115,656	0
VOIC	JOD	0.00	2.55	--	2.67	1.52	0	0	0	14,386,457	7.47
Industry Sector Total-إجمالي قطاع الصناعة							10,608	9,010	12	190,450,744	
قطاع التأمين ---- Insurance Sector											
AIE	JOD	0.00	0.36	--	0.00	0.00	0	0	0	507,757	0
AIG	USD	0.72	0.72	0.00	0.92	0.69	181,780	132,210	40	24,119,531	11.26
MIC	USD	0.00	0.67	--	0.73	0.49	0	0	0	4,824,000	5.24
NIC	USD	4.80	4.85	-(1.03)	4.91	3.80	724	3,465	2	38,400,000	9.67
TRUST	USD	0.00	2.46	--	3.90	2.46	0	0	0	20,295,000	22.17
Insurance Sector Total-إجمالي قطاع التأمين							182,504	135,675	42	88,146,288	
قطاع الاستثمار ---- Investment Sector											
ARAB	JOD	0.00	0.55	--	0.69	0.50	0	0	0	7,332,552	218.48
IID	JOD	0.00	0.76	--	0.00	0.00	0	0	0	4,287,728	0
JREI	USD	0.00	0.90	--	1.25	0.90	0	0	0	9,000,000	29.97
PADICO	USD	1.28	1.29	-(0.78)	1.54	1.16	134,060	171,839	54	320,000,000	7.99
PID	JOD	0.97	0.98	-(1.02)	1.03	0.91	1,250	1,710	3	6,622,293	0
PIIC	JOD	0.81	0.79	2.53	0.81	0.36	171,610	190,666	29	21,421,012	5.73
PRICO	JOD	0.72	0.73	-(1.37)	0.85	0.62	1,600	1,625	3	49,506,339	67.56
UCI	USD	0.75	0.76	-(1.32)	0.76	0.56	24,801	18,649	24	30,000,000	11.38
Investment Sector Total-إجمالي قطاع الاستثمار							333,321	384,490	113	448,169,924	
قطاع الخدمات ---- Service Sector											
AHC	JOD	0.90	0.89	1.12	1.00	0.60	5,000	6,065	3	31,734,833	0
ARE	JOD	0.59	0.57	3.51	0.59	0.36	1,848	1,538	2	789,626	5.66
GCOM	USD	0.96	0.92	4.35	1.50	0.90	4,600	4,344	7	9,149,492	0
HOTEL	JOD	0.00	0.00	--	0.00	0.00	0	0	0	1,598,181	0
NSC	JOD	1.00	0.97	3.09	1.00	0.42	32,100	44,732	13	4,482,105	7.18
PALTEL	JOD	5.71	5.70	0.18	6.55	5.00	40,010	322,494	31	1,060,054,477	10.69
PEC	USD	1.09	1.09	0.00	1.11	0.84	2,000	2,180	3	65,400,000	9.37
PLAZA	JOD	0.00	0.70	--	0.80	0.48	0	0	0	6,911,141	16.19
WASSEL	JOD	0.59	0.59	0.00	0.71	0.54	706	580	3	5,409,026	6.08
Services Sector Total-إجمالي قطاع الخدمات							86,264	381,932	62	1,185,528,882	
Total All The Sectors ---- إجمالي جميع القطاعات							1,060,399	1,312,841	364	2,516,594,737	