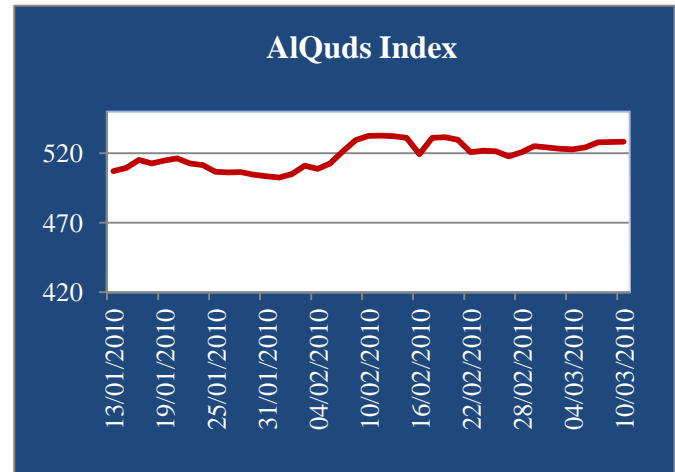


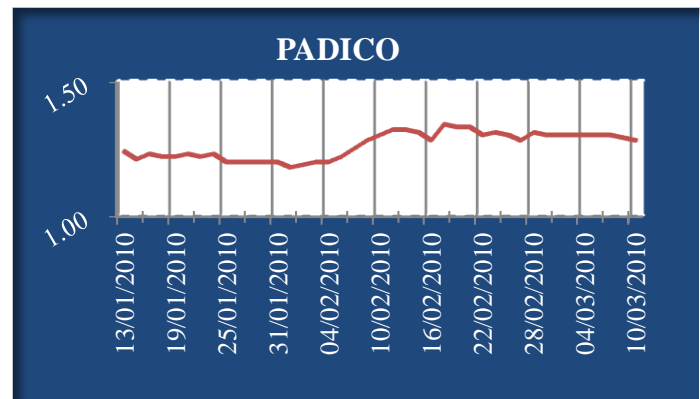
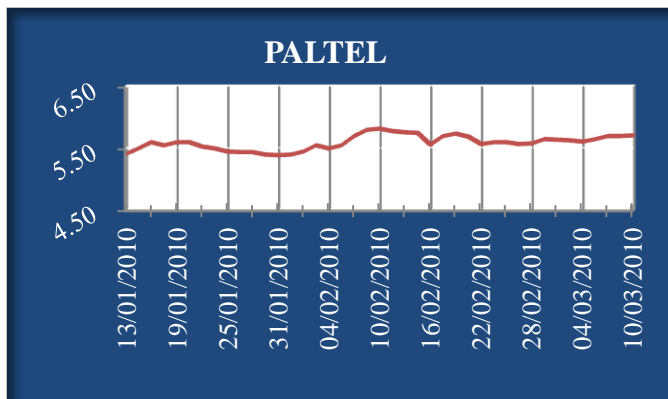
Wednesday (10-03-2010)

“Al-Quds Index” Decreased today by %0.01, a decrease of **0.52** points, ending today’s session at **527.80** points. Today's trading volume reached **1.18** million shares, with a total trading value of **\$2.00** million, through **(342)** contracts. . In general, **(6)** of the companies share prices increased, and the share prices of **(8)** companies decreased; while **(4)** remaining companies experienced no change in its share price (of a total of **(18)** traded companies) during today's trading session.



Palestine telecommunications (**PALTEL**) experienced a decrease of %0.53, when it closed at **JD 5.68** at the end of the session. Trading volume for **PALTEL** reached **1,528** shares, valued **\$0.01** million.

Palestine development and investment (**PADICO**) experienced an increase of % **0.156**, when it closed at **\$1.30** at the end of the session. Trading volume for **PADICO** reached **0.37** million shares, valued **\$0.48** million.



Al-Quds Index Companies

Market Cap	# of trades	Total Value (USD)	# of Shares Traded	52 Week Price		% Change	Open Price	Closing Price		Company
				Low	High					
372,000,000	40	911,756	248,137	2.80	3.86	0.00	3.72	3.72	USD	BOP
325,000,000	63	476,741	368,523	1.16	1.54	1.56	1.28	1.30	USD	PADICO
25,800,000	71	193,428	227,296	0.57	0.89	0.00	0.86	0.86	USD	AMB
21,156,555	78	150,936	132,600	0.36	0.82	-(1.23)	0.81	0.80	JOD	PIIC
23,784,537	14	79,106	109,878	0.69	0.92	-(1.39)	0.72	0.71	USD	AIG
45,580,572	9	19,706	17,566	1.12	1.50	-(0.88)	1.13	1.12	USD	AIB
1,054,485,014	7	12,250	1,528	5.00	6.55	-(0.53)	5.71	5.68	JOD	PALTEL
69,289,128	7	10,263	1,763	3.55	4.25	0.25	4.05	4.06	JOD	BPC
30,000,000	6	6,596	8,826	0.56	0.76	0.00	0.75	0.75	USD	UCI
64,800,000	2	1,080	1,000	0.84	1.11	-(0.92)	1.09	1.08	USD	PEC
15,232,720	0	0	0	0.71	0.90	--	0.72	0.00	JOD	GMC
5,409,026	0	0	0	0.54	0.71	--	0.59	0.00	JOD	WASSEL

Daily Sahem Report

		Index	الإغلاق	Closing	الافتتاح	Opening	نسبة التغيير	% Change	قيمة التغيير	Value Change	
القدس		AI- Quds	527.80		528.32		-0.10%		-0.52		
رمز الشركة	سعر الإغلاق	الإغلاق السابق	نسبة التغيير	أسعار 52 أسبوع		كمية الأسهم	القيمة بالدولار	عدد العقود	القيمة السوقية بالدولار	Company	
Company	Closing	Previous	%	52 week Prices		# of	Value	No.	Market	*P/E	
Symbol	Price	Close	Change	High	Low	Shares	(USD)	Contracts	Cap (USD)		
قطاع البنوك ---- Banking Sector											
AIB	USD	1.12	1.13	-(0.88)	1.50	1.12	17,566	19,706	9	45,580,572	39.55
AMB	USD	0.86	0.86	0.00	0.89	0.57	227,296	193,428	71	25,800,000	13.92
BOP	USD	3.72	3.72	0.00	3.86	2.80	248,137	911,756	40	372,000,000	13.11
ISBK	USD	0.83	0.84	-(1.19)	0.90	0.65	27,300	22,659	15	29,831,102	0
PCB	USD	0.80	0.80	0.00	0.96	0.64	400	320	1	24,020,845	12.00
PIBC	USD	0.00	1.22	--	1.49	1.17	0	0	0	48,800,000	17.74
QUDS	USD	0.00	1.15	--	1.25	0.69	0	0	0	57,500,000	0.00
Sector Total Banking-إجمالي قطاع البنوك							520,699	1,147,868	136	603,532,519	
قطاع الصناعة ---- Industry Sector											
ACPC	JOD	0.00	0.31	--	0.00	0.00	0	0	0	288,575	0
APC	JOD	0.00	1.48	--	1.48	0.95	0	0	0	3,131,170	8.10
AZIZA	JOD	0.00	1.74	--	1.74	0.69	0	0	0	24,541,604	6.63
BPC	JOD	4.06	4.05	0.25	4.25	3.55	1,763	10,263	7	69,289,128	13.91
GMC	JOD	0.00	0.72	--	0.90	0.71	0	0	0	15,232,720	23.28
JCC	JOD	2.85	2.80	1.79	3.48	2.70	10,500	42,219	7	28,138,218	9.81
JPH	JOD	4.50	4.40	2.27	4.64	3.65	9,450	59,887	9	31,734,833	15.33
LADAEN	JOD	0.00	0.30	--	0.37	0.27	0	0	0	2,961,918	0
NCI	JOD	0.00	0.30	--	0.35	0.26	0	0	0	2,115,656	0
VOIC	JOD	0.00	2.55	--	2.67	1.52	0	0	0	14,386,457	7.47
Industry Sector Total-إجمالي قطاع الصناعة							21,713	112,369	23	191,820,278	
قطاع التأمين ---- Insurance Sector											
AIE	JOD	0.00	0.36	--	0.00	0.00	0	0	0	507,757	0
AIG	USD	0.71	0.72	-(1.39)	0.92	0.69	109,878	79,106	14	23,784,537	11.10
MIC	USD	0.70	0.67	4.48	0.73	0.49	1,674	1,163	4	5,040,000	5.48
NIC	USD	0.00	4.80	--	4.91	3.80	0	0	0	38,400,000	9.67
TRUST	USD	0.00	2.46	--	3.90	2.46	0	0	0	20,295,000	22.17
Insurance Sector Total-إجمالي قطاع التأمين							111,552	80,269	18	88,027,294	
قطاع الاستثمار ---- Investment Sector											
ARAB	JOD	0.00	0.55	--	0.69	0.50	0	0	0	7,332,552	218.48
IID	JOD	0.00	0.76	--	0.00	0.00	0	0	0	4,287,728	0
JREI	USD	0.00	0.90	--	1.25	0.90	0	0	0	9,000,000	29.97
PADICO	USD	1.30	1.28	1.56	1.54	1.16	368,523	476,741	63	325,000,000	8.11
PID	JOD	0.00	0.97	--	1.03	0.91	0	0	0	6,622,293	0
PIIC	JOD	0.80	0.81	-(1.23)	0.82	0.36	132,600	150,936	78	21,156,555	5.66
PRICO	JOD	0.00	0.72	--	0.85	0.62	0	0	0	49,506,339	67.56
UCI	USD	0.75	0.75	0.00	0.76	0.56	8,826	6,596	6	30,000,000	11.38
Investment Sector Total-إجمالي قطاع الاستثمار							509,949	634,274	147	452,905,467	
قطاع الخدمات ---- Service Sector											
AHC	JOD	0.00	0.90	--	1.00	0.60	0	0	0	31,734,833	0
ARE	JOD	0.61	0.59	3.39	0.61	0.36	1,000	860	1	816,393	5.85
GCOM	USD	0.93	0.96	-(3.12)	1.50	0.90	3,604	3,352	6	8,863,571	0
HOTEL	JOD	0.00	0.00	--	0.00	0.00	0	0	0	1,598,181	0
NSC	JOD	0.96	1.00	-(4.00)	1.00	0.42	9,000	12,299	2	4,302,821	6.89
PALTEL	JOD	5.68	5.71	-(0.53)	6.55	5.00	1,528	12,250	7	1,054,485,014	10.63
PEC	USD	1.08	1.09	-(0.92)	1.11	0.84	1,000	1,080	2	64,800,000	9.28
PLAZA	JOD	0.00	0.70	--	0.80	0.48	0	0	0	6,911,141	16.19
WASSEL	JOD	0.00	0.59	--	0.71	0.54	0	0	0	5,409,026	6.08
Services Sector Total-إجمالي قطاع الخدمات							16,132	29,842	18	1,178,920,980	
All The Sectors Total ---- إجمالي جميع القطاعات							1,180,045	2,004,622	342	2,515,206,538	