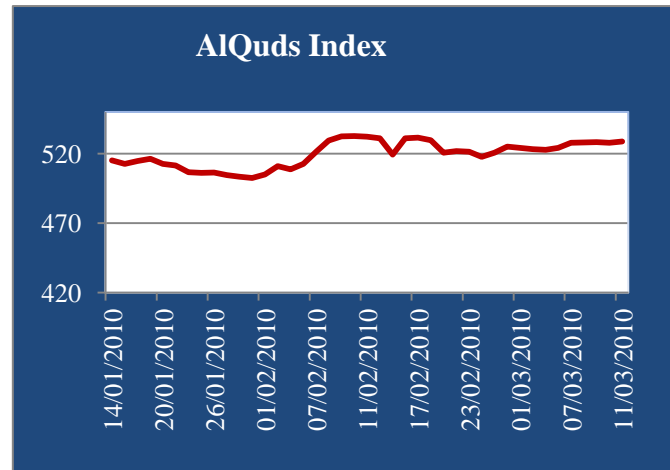


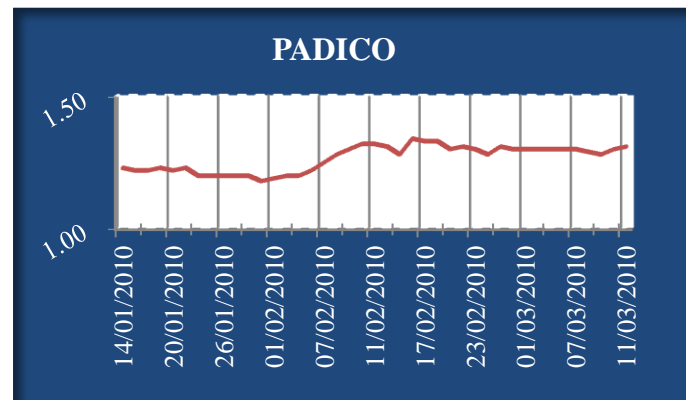
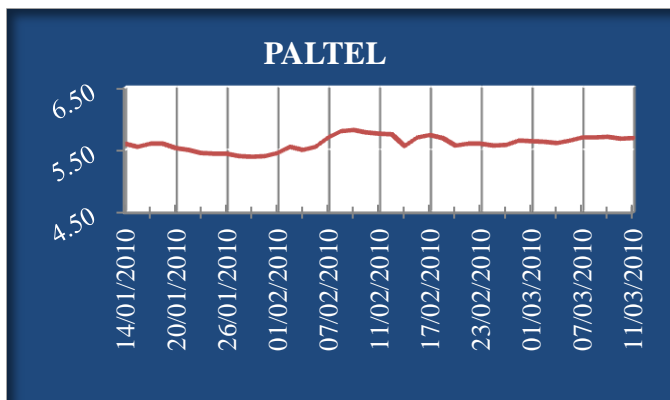
Thursday (11-03-2010)

“Al-Quds Index” increased today by %0.17, an increase of **0.89** points, ending today’s session at **528.69** points. Today’s trading volume reached **0.52** million shares, with a total trading value of **\$0.54** million, through **(310)** contracts. . In general, **(12)** of the companies share prices increased, and the share prices of **(4)** companies decreased; while **(5)** remaining companies experienced no change in its share price (of a total of **(21)** traded companies) during today's trading session.



Palestine telecommunications (**PALTEL**) experienced an increase of **0.18%** , when it closed at **JD5.69** at the end of the session. Trading volume for **PALTEL** reached **2,147** shares, valued **\$17,171**.

Palestine development and investment (**PADICO**) experienced an increase of %0.77, when it closed at **\$1.31** at the end of the session. Trading volume for **PADICO** reached **0.12** million shares, valued **\$0.16** million.



Al-Quds Index Companies

Market Cap	# of trades	Total Value (USD)	# of Shares Traded	52 Week Price		% Change	Open Price	Closing Price	Company	
				Low	High					
26,400,000	95	174,333	202,500	0.57	0.89	2.33	0.86	0.88	USD	AMB
327,500,000	64	162,756	124,493	1.16	1.54	0.77	1.30	1.31	USD	PADICO
23,784,537	46	47,843	68,150	0.69	0.92	0.00	0.71	0.71	USD	AIG
370,000,000	17	25,122	6,793	2.80	3.86	-(0.54)	3.72	3.70	USD	BOP
30,000,000	20	17,387	23,600	0.56	0.76	0.00	0.75	0.75	USD	UCI
1,056,341,502	9	17,171	2,147	5.00	6.55	0.18	5.68	5.69	JOD	PALTEL
65,400,000	6	16,913	15,530	0.84	1.11	0.93	1.08	1.09	USD	PEC
20,627,641	16	7,870	7,120	0.36	0.82	-(2.50)	0.80	0.78	JOD	PIIC
45,987,541	6	2,382	2,120	1.12	1.50	0.89	1.12	1.13	USD	AIB
15,444,285	3	1,434	1,400	0.71	0.90	1.39	0.72	0.73	JOD	GMC
69,118,465	1	1,382	242	3.55	4.25	-(0.25)	4.06	4.05	JOD	BPC
5,409,026	0	97	116	0.54	0.70	--	0.59	0.00	JOD	WASSEL

Daily Sahem Report

		Index	الإغلاق	Closing	الافتتاح	Opening	نسبة التغير	% Change	قيمة التغير	Value Change	
القدس		Al- Quds	528.69		527.80		0.17%		0.89		
رمز الشركة	Company	سعر الإغلاق	الإغلاق السابق	نسبة التغير	أسعار 52 أسبوع		كمية الأسهم	القيمة بالدولار	عدد العقود	القيمة السوقية بالدولار	Company
Company	Symbol	Closing	Previous	%	52 week Prices		# of	Value	No.	Market	*P/E
		Price	Close	Change	High	Low	Shares	(USD)	Contracts	Cap (USD)	
قطاع البنوك ---- Banking Sector											
AIB	USD	1.13	1.12	0.89	1.50	1.12	2,120	2,382	6	45,987,541	39.90
AMB	USD	0.88	0.86	2.33	0.89	0.57	202,500	174,333	95	26,400,000	14.24
BOP	USD	3.70	3.72	-(0.54)	3.86	2.80	6,793	25,122	17	370,000,000	13.04
ISBK	USD	0.84	0.83	1.20	0.90	0.65	46,000	38,640	9	30,190,513	0
PCB	USD	0.00	0.80	--	0.96	0.64	0	0	0	24,020,845	12.00
PIBC	USD	0.00	1.22	--	1.49	1.17	0	0	0	48,800,000	17.74
QUDS	USD	0.00	1.15	--	1.25	0.69	0	0	0	57,500,000	0.00
Sector Total Banking-إجمالي قطاع البنوك							257,413	240,477	127	602,898,899	
قطاع الصناعة ---- Industry Sector											
ACPC	JOD	0.00	0.31	--	0.00	0.00	0	0	0	288,575	0
APC	JOD	0.00	1.48	--	1.48	0.95	0	0	0	3,131,170	8.10
AZIZA	JOD	1.79	1.74	2.87	1.79	0.69	150	379	2	25,246,822	6.82
BPC	JOD	4.05	4.06	-(0.25)	4.25	3.55	242	1,382	1	69,118,465	13.87
GMC	JOD	0.73	0.72	1.39	0.90	0.71	1,400	1,434	3	15,444,285	23.61
JCC	JOD	0.00	2.85	--	3.48	2.70	0	0	0	28,138,218	9.81
JPH	JOD	0.00	4.50	--	4.64	3.65	0	0	0	31,734,833	15.33
ADAEN	JOD	0.00	0.30	--	0.37	0.27	0	0	0	2,961,918	0
NCI	JOD	0.30	0.30	0.00	0.35	0.26	1,000	423	1	2,115,656	0
VOIC	JOD	0.00	2.55	--	2.67	1.52	0	0	0	14,386,457	7.47
Industry Sector Total-إجمالي قطاع الصناعة							2,792	3,619	7	192,566,399	
قطاع التأمين ---- Insurance Sector											
AIE	JOD	0.00	0.36	--	0.00	0.00	0	0	0	507,757	0
AIG	USD	0.71	0.71	0.00	0.92	0.69	68,150	47,843	46	23,784,537	11.10
MIC	USD	0.00	0.70	--	0.73	0.49	0	0	0	5,040,000	5.48
NIC	USD	4.90	4.80	2.08	4.91	3.80	1,247	6,060	6	39,200,000	9.88
TRUST	USD	0.00	2.46	--	3.90	2.46	0	0	0	20,295,000	22.17
Insurance Sector Total-إجمالي قطاع التأمين							69,397	53,903	52	88,827,294	
قطاع الاستثمار ---- Investment Sector											
ARAB	JOD	0.56	0.55	1.82	0.69	0.50	1,000	790	1	7,465,871	222.45
IID	JOD	0.00	0.76	--	0.00	0.00	0	0	0	4,287,728	0
JREI	USD	0.00	0.90	--	1.25	0.90	0	0	0	9,000,000	29.97
ADICO	USD	1.31	1.30	0.77	1.54	1.16	124,493	162,756	64	327,500,000	8.17
PID	JOD	0.00	0.97	--	1.03	0.91	0	0	0	6,622,293	0
PHC	JOD	0.78	0.80	-(2.50)	0.82	0.36	7,120	7,870	16	20,627,641	5.52
PRICO	JOD	0.73	0.72	1.39	0.85	0.62	5,000	5,148	1	50,193,927	68.50
UCI	USD	0.75	0.75	0.00	0.76	0.56	23,600	17,387	20	30,000,000	11.38
Investment Sector Total-إجمالي قطاع الاستثمار							161,213	193,951	102	455,697,461	
قطاع الخدمات ---- Service Sector											
AHC	JOD	0.86	0.90	-(4.44)	1.00	0.60	167	203	1	30,324,396	0
ARE	JOD	0.61	0.61	0.00	0.61	0.36	1,100	918	2	816,393	5.85
GCOM	USD	0.94	0.93	1.08	1.50	0.90	3,300	3,102	2	8,958,878	0
HOTEL	JOD	0.00	0.00	--	0.00	0.00	0	0	0	1,598,181	0
NSC	JOD	0.96	0.96	0.00	1.00	0.42	5,250	7,109	2	4,302,821	6.89
ALTEL	JOD	5.69	5.68	0.18	6.55	5.00	2,147	17,171	9	1,056,341,502	10.65
PEC	USD	1.09	1.08	0.93	1.11	0.84	15,530	16,913	6	65,400,000	9.37
PLAZA	JOD	0.00	0.70	--	0.80	0.48	0	0	0	6,911,141	16.19
VASSEL	JOD	0.00	0.59	--	0.70	0.54	116	97	0	5,409,026	6.08
Services Sector Total-إجمالي قطاع الخدمات							27,610	45,512	22	1,180,062,338	
Total All The Sectors ---- إجمالي جميع القطاعات							518,425	537,461	310	2,520,052,391	