

Palestine Stock Exchange

Weekly Trading Brief (05-09)/05/2013

Palestine Stock Exchange Weekly Trading Brief

Limited volatility in Al Quds index amid the absence of new incentives

Amid more regression in the momentum of substantial news about the listed companies this week; Al-Quds Index was characterized with limited-range fluctuations that lacked to a sparked performance that ended with an insignificant decline. This was supported by the variation in the weekly price changes- with their small percentages- of the heavy weighted shares in the index. After the end of the first interim financial results season in this year and the majority of the cash dividends distribution announcements; the absence of the necessary positive incentives to regain the momentum in Palestine Stock Exchange PEX is dominating back, topped by the foreign and institutional liquidity that would stimulate the local and individual speculative circulation, in addition to other incentives caused by political conditions with economic dimensions. During this week, the trading value significantly decreased with the lack of high-volume transactions on the shares that have the largest market capitalizations despite executing transactions on the shares of some banks. Nevertheless, with or without substantial news, the investors still have anticipations -with different drivers- mostly comes from the inner incentives available in the Palestinian capital market sector's investment environment in general and the listed companies in particular, especially with the notable significant cohesion that leads to attract the investment portfolios.

Regarding the PEX's performance in this week and concerning the blue-chips' performance, the share of the largest company by market capitalization- Palestine Telecommunications PALTEL- recorded limited gains of 0.63% when closed at the level of JD4.80 through transactions worth \$0.83 million, to top the PEX in terms of trading value by contributing around 22.19% from the PEX's weekly total value. Despite the decrease in the liquidity rate on the share of Palestine Development and Investment Company PADICO- the largest investment company by market capitalization- with the growing anticipation status for holding the GA meeting in the 2nd trading week of May; the share increased by 1.10% ending its transactions of \$0.35 million at the level of \$0.92. The GA of PADICO will approve the amount of dividends to be distributed for the year 2012 after he BOD's recommendation to distribute cash dividends without mentioning the amount.

The transactions of the banking and financial services sector increased during the week due to executing several relatively high-volume transactions compared to the prevailing trading volume. The trading value of Palestine Islamic Bank ISBK reached \$0.42 million, while the share didn't change to close at the level of \$1.01. Moreover, the trading value of Palestine Investment Bank PIBC increased to \$0.41 million, to close at the level of \$0.82 without any change than the share's previous closing. On the other hand, the leading share of Bank of Palestine BOP – the largest bank by market capitalization-decreased by 1.74% to close at the level of \$2.82 through transactions worth \$0.79 million, to oppose the price direction of both PALTEL and PADICO, leading to this immaterial decline of Al-Quds Index.

During the week, Palestine Mortgage & Housing Company PMHC held its ordinary and extraordinary GA meetings on 02/05/2013, whereby approved bonds issuance secured by real estate mortgages worth \$80 million among the coming three years according to the adopted plan by the BOD, while the GA authorized the BOD to continue the executive procedures. Furthermore, the GA of the Ramallah Summer Resorts RSR held its ordinary and extraordinary GA meeting on 08/05/2013, whereby approved raising the company's capital from JD3 million to JD3.75 million through private subscription to the company's shareholders as of the GA meeting at the par value; 25% if the paid up capital.

Weekly Comparison

Item	Previous Week*	This Week	Δ
Al Quds Index	456.59	455.33	-0.28%
# of transactions	728	810	11.26%
Trading Volume	4,243,988	3,311,377	-21.97%
Trading Value	9,139,128	3,758,191	-58.88%
Market Capitalization	2,737,014,384	2,729,225,668	-0.28%
Daily Average Trading Volume	1,060,997	662,275	-37.58%

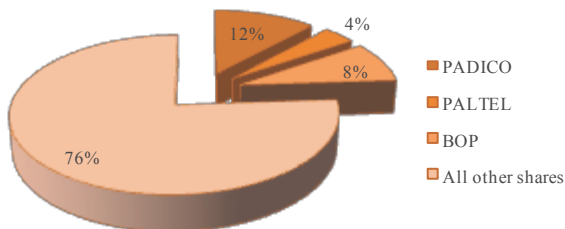
(*) 4 Trading Sessions

Palestine Stock Exchange

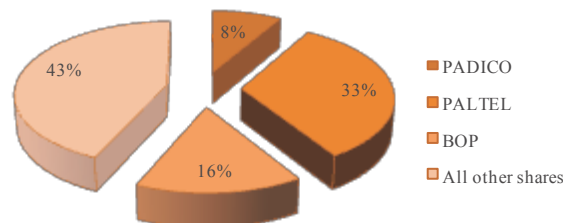
Weekly Trading Brief (05-09)/05/2013

Blue-chips Activity

Distribution of Blue-Chips by Trading Volume



Distribution of Blue-Chips by Market Cap

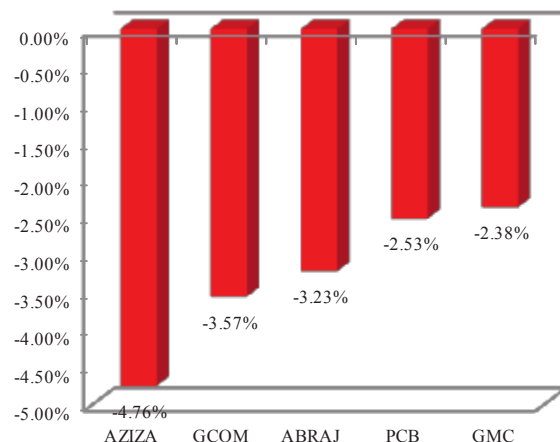
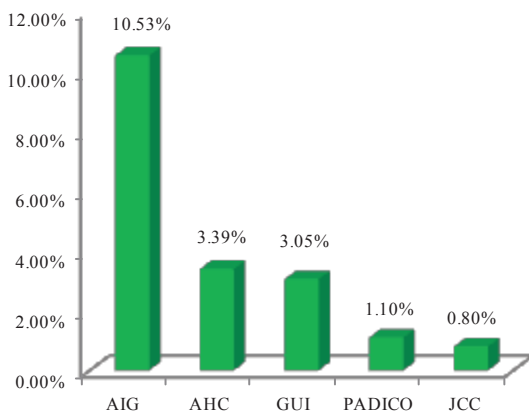


Blue-chips Dynamics

Company	Bloomberg Quote	Weekly Closing	P/E	P/BV	Weekly Volume Weighted Price VWP	Weekly Trading Turnover
Palestine Development & Investment S	PADICO:PS	0.92	12.11	0.58	0.91	0.16%
Palestine Telecommunications JOD	PALTEL:PS	4.80	7.69	1.39	4.77	0.09%
Bank of Palestine S	BOP:PS	2.82	9.83	1.72	2.82	0.19%

PE & PBV are calculated based on FY 2012

Top Gainers & Decliners



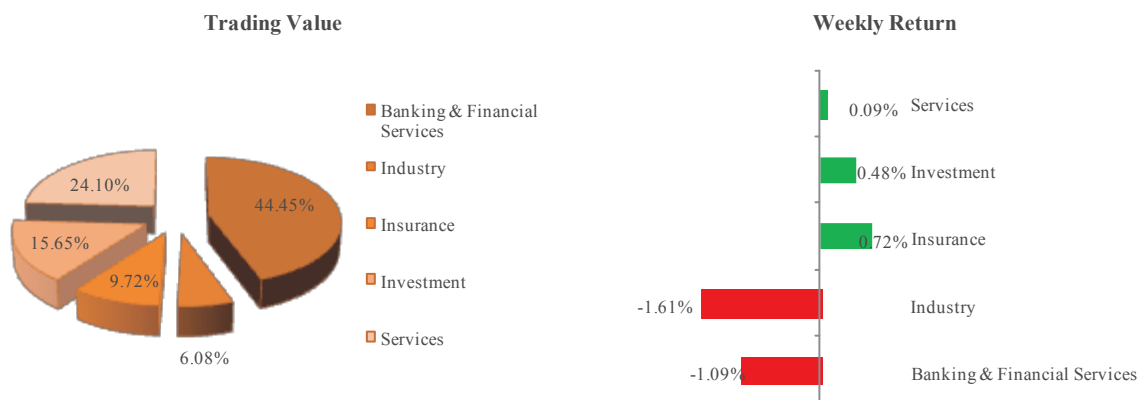
Palestine Stock Exchange

Weekly Trading Brief (05-09)/05/2013

Sectors Activity

Index/Sector	Previous	Closing	WTD	Trading Volume	Trading Value	Market Cap \$
Banking & Financial Services	108.74	107.56	-1.09%	1,252,505	1,670,651	736,652,547
Industry	63.32	62.3	-1.61%	119,797	228,667	213,812,251
Insurance	44.74	45.06	0.72%	998,611	365,227	99,969,125
Investment	18.67	18.76	0.48%	727,531	588,007	363,699,440
Services	45.63	45.67	0.09%	212,933	905,639	1,315,092,305

Sectors Distribution by Trading Value & WTD



Sector's Indices Dynamics

Index	High	Low	Discount to High	Premium to Low
Al Quds	456.15	455.33	-0.18%	0.00%
Banking	108.15	107.56	-0.55%	0.00%
Industry	62.94	62.24	-1.02%	0.10%
Insurance	45.06	44.81	0.00%	0.56%
Investment	18.76	18.61	0.00%	0.81%
Services	45.77	45.6	-0.22%	0.15%

Palestine Stock Exchange

Weekly Trading Brief (05-09)/05/2013

Al Quds Index Constituents: WTD & Weight

Company	Current Weight in Al-Quds Index	Closing	Δ
Palestine Development & Investment Company	10.15%	0.92	1.10%
Jerusalem Cigarette Company	0.78%	1.26	0.80%
Palestine Electric Company	3.42%	1.29	0.78%
Palestine Telecommunications Company	39.33%	4.80	0.63%
Arab Islamic Bank	2.10%	1.00	0.00%
Palestine Islamic Bank	2.23%	1.01	0.00%
The National Bank	1.83%	0.83	0.00%
Palestine Real Estate Investment Company	2.34%	0.59	0.00%
National Insurance	1.72%	3.24	-0.61%
Palestine Industrial Investment Company	1.38%	1.18	-0.84%
Union Construction And Investment	0.80%	0.57	-1.72%
Bank of Palestine	18.67%	2.82	-1.74%
Wataniya Palestine Mobile Telecommunications	12.30%	1.08	-1.82%
Birzeit Pharmaceutical Company	2.19%	2.69	-2.18%
Golden Wheat Mills Company	0.77%	0.82	-2.38%

Palestine Stock Exchange

Weekly Trading Brief

Disclaimer

This report is not an offer to buy or sell nor a solicitation to buy or sell any of the securities mentioned within. The information contained in this report were prepared using information available to the public and sources Sahem Trading & Investment Co believes to be reliable. Sahem Trading & Investment Co does not guarantee the accuracy of the information contained within this report and accepts no responsibility or liability for losses or damages incurred as a result of investment decisions taken based on information provided or referred to in this report. Any analysis of historical facts and data is for information purposes only and past performance of any company or security is no guarantee or indication of future results .

Contact Details

Sahem Trading & Investment Co,
Ramallah, Palestine
P.O.Box 2187
Direct line: +970-2-2968830 or +972-2-2968830
Research@sahem-inv.com



Head of Research

Majd Khalifeh

mkhalifeh@sahem-inv.com

Research Analyst

Dima Razzouk

drazzouk@sahem-inv.com

Research Analyst

Maha Tarazi

mtarazi@sahem-inv.com