



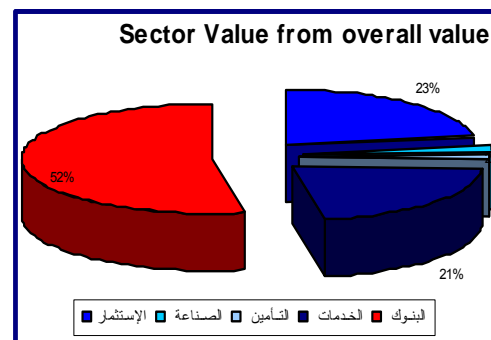
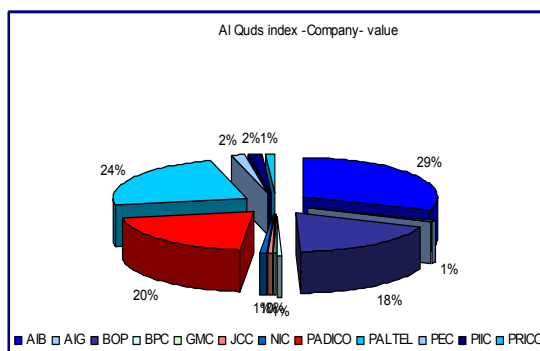
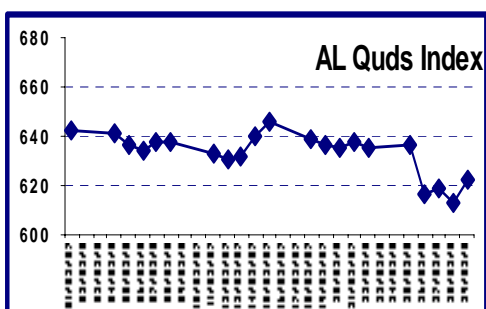
Sahem Trading & Investment Co.

**Monthly Performance Report for
Palestine Securities Exchange
March 2007**

Research Department

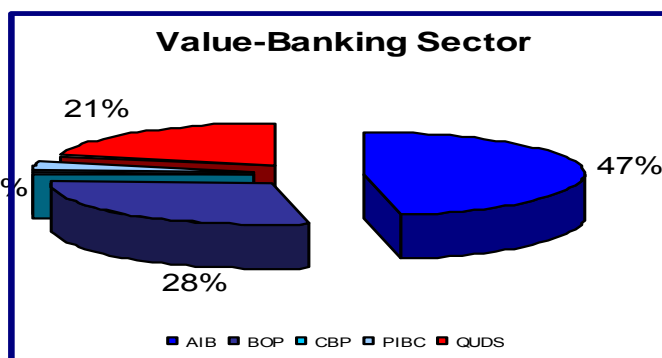
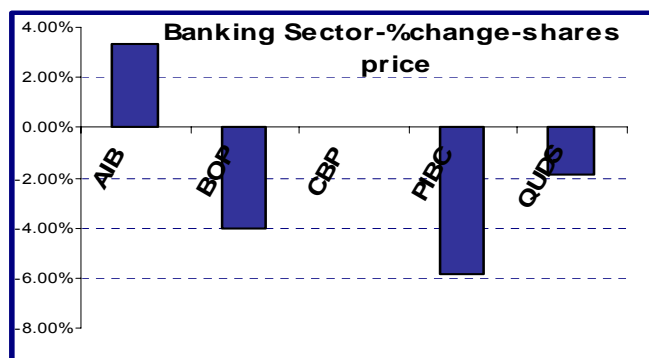
Al-Quds Index:

The market trades for the month of March reached (79.75) million dollars, falling back by (20%) compared to last February. Also declined was its number of shares by (16%) compared to the same duration, where it amounted to (30.83) million shares. This throughout (14,199) contracts out of (21) trading sessions. Al-Quds index fell back by (2.96) compared to its closing level last month where it closed at (622.87) points. Out of (28) company shares (9) of them were able to profit, while (14) fell back and the remaining (5) remained the same with no changes.



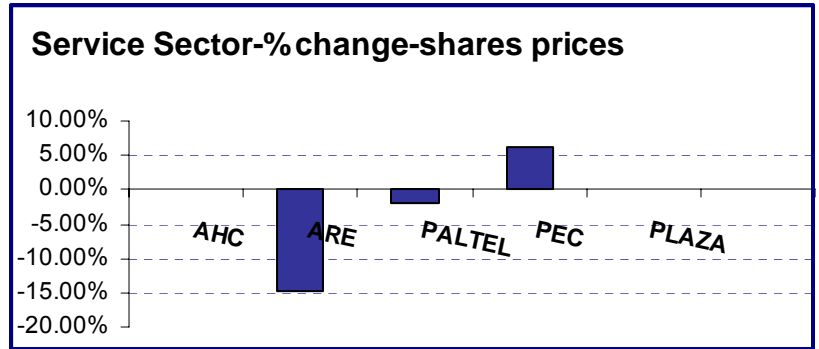
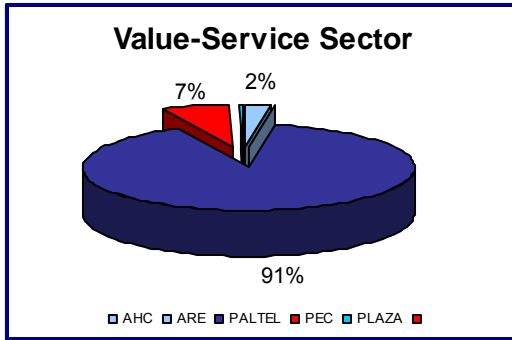
Banking Sector:

The Banking Sectors share declined by (4.04%) where it ended its trading session this month at the level of (111.50) points. This sector formed (52%) of the total value of transactions of the market this month. (AIB)s share inclined by (3.31%) closing at the level of (1.87) dollars which was able to get (47%) of the transactions for the Banking Sector. (BOP) achieved (28%) out of the market trade value which decreased by (4%) ending its session for this month at the level (6.00) dollars. (QUDS) share achieved approximately (21%) of the overall value of trades ending its session for the month at the level of (1.60) dollars, which decreased by (1.84%). Mr. Azam Alshawa was assigned the CEO of Al-Quds Bank this month.



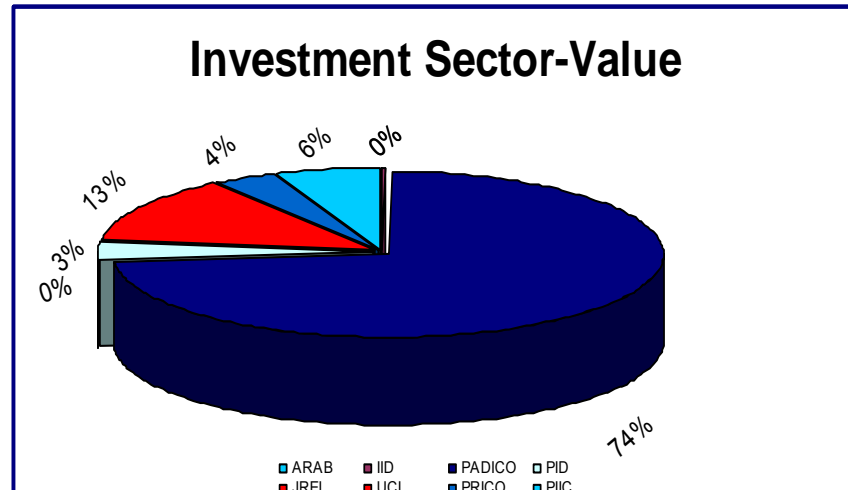
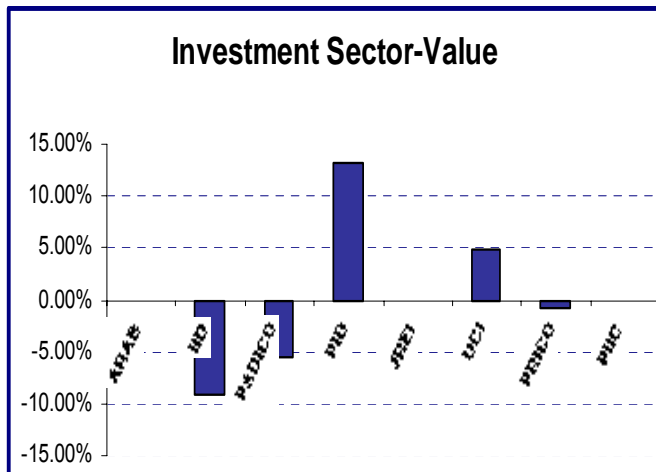
Service Sector:

The Service Sectors shares decreased by (2.06%) this month closing at the level of (51.88) points. Achieving (21.45%) out of the overall trade value by the help of (PALTEL) share which was (90%) of the trade value for this sector. The assembly ratified the recommendation of the Board of Directors for the cash distribution of (20%) from the shares part values to shareholder.



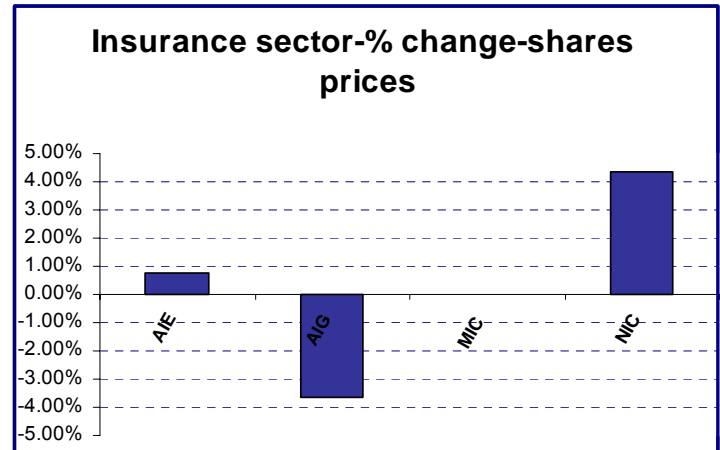
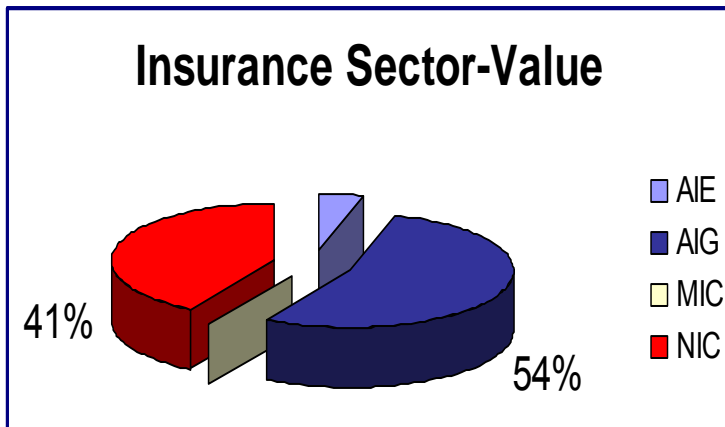
Investment Sector:

This sector formed (22.57%) of the overall market trade value, on the other hand, the Investment Sectors share declined by (4.45%) where it closed at (48.75) points to be considered one of the most declined indexes for this month. This decrease came from the affect of the (PADICO) decline which lost (5.45%) when it closed at the level of (2.90) dollars. The companies board of directors scheduled on (28.04.2007) to distribute (10%) of the nominal shares value in cash. As for (UCI) share it was able to achieve a (4.76%) rise this month closing at the level (1.32) dollars. This and (PID)s share was one of the most successful shares this month inclining to (13.25%) to close at the level of (0.94) dinars.



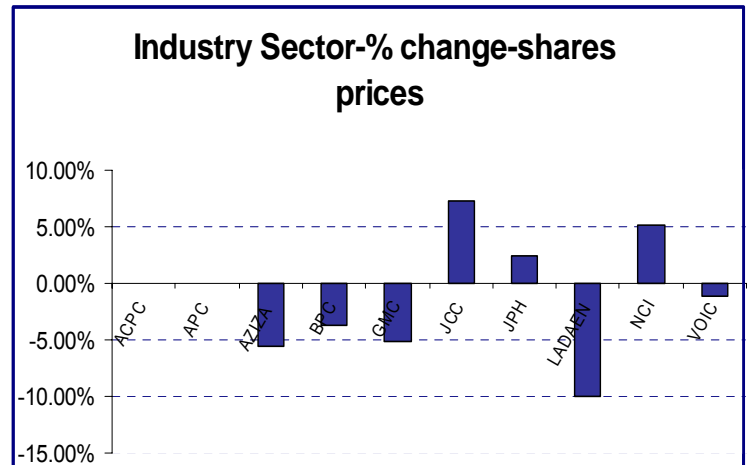
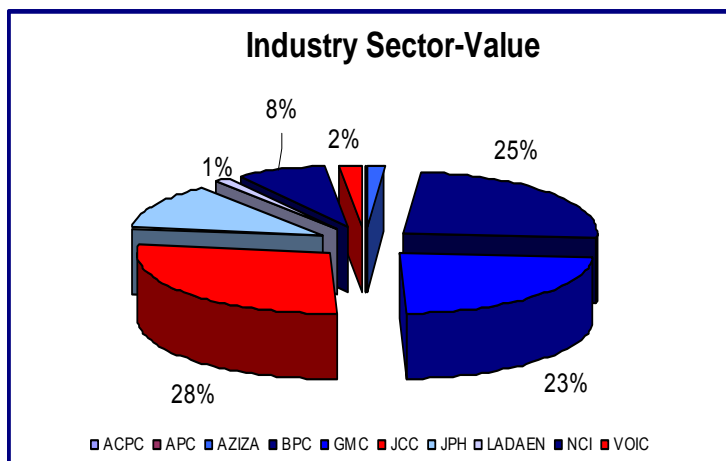
Insurance Sector:

The Insurance Sector decreased by (1.39%) ending with an overall market value of (1.56%) this month (AIG)s share decreased by (3.64%) closing at the level of (3.18) dollars. (AIG)s Board of Director decided to increase the company's capital by (50%) of its current capital of (7.59) million dollars.



Industry Sector:

Also declined was the Industry Sectors Index losing (0.12%) making its trade percentage (1.73%) out of overall market trade value? The Board of Directors for (JPH) recommended the Head of Administration distribute (10%) of the nominal value of shares to its shareholders. (JPH)s share closed at the (6.00) dinar level increasing it by (2.39%) as well as (BPC)s share decreasing at (3.68%) and closing at the (4.98) level. As for (JCC) share, it was able to accomplish a (7.27%) percent rise this month closing at the level (4.72) dinars.



Index	Closing	opening	Points Change	%change
AIQuds	622.87	640.07	-17.2	-2.69%

Company symbol	No. of Traded shares	value (JOD)	No of Contracts	Opened price	Closed price	Change Value	% Change	Value Dollar
ACPC	0	0	0	1.25	1.25	0	0.00%	0
AHC	292,702	292,290	24	1	1	0	0.00%	412,547
AIB	10,755,760	14,061,772	1,137	1.81	1.87	0.06	3.31%	19,847,243
AIE	29,502	40,345	2	1.35	1.36	0.01	0.74%	56,944
AIG	222,214	476,925	100	3.3	3.18	-0.12	-3.64%	673,147
APC	0	0	0	0.84	0.84	0	0.00%	0
ARAB	3,600	3,996	0	1.11	1.11	0	0.00%	5,640
ARE	28,759	23,559	13	0.95	0.81	-0.14	-14.74%	33,251
AZIZA	12,505	13,238	13	1.07	1.01	-0.06	-5.61%	18,685
BOP	1,991,412	8,352,271	362	6.25	6	-0.25	-4.00%	11,788,667
BPC	48,725	245,397	28	5.17	4.98	-0.19	-3.68%	346,361
CBP	327,105	183,435	64	0.79	0.79	0	0.00%	258,906
GMC	198,227	225,299	65	1.16	1.1	-0.06	-5.17%	317,995
HOTEL	0	0	0	1.94	1.94	0	0.00%	0
IID	69,221	43,329	12	0.66	0.6	-0.06	-9.09%	61,156
JCC	62,614	267,883	31	4.4	4.72	0.32	7.27%	378,098
JPH	20,034	119,761	16	5.86	6	0.14	2.39%	169,035
JREI	0	0	0	1.05	1.05	0	0.00%	0
LADAEN	15,670	11,870	12	0.8	0.72	-0.08	-10.00%	16,754
MIC	0	0	0	0.87	0.87	0	0.00%	0
NCI	120,008	74,117	47	0.58	0.61	0.03	5.17%	104,612
NIC	60,839	364,821	9	5.75	6	0.25	4.35%	514,920
PADICO	4,339,510	9,330,650	888	3.07	2.9	-0.17	-5.54%	13,169,584
PALTEL	2,139,141	10,961,422	495	5.15	5.05	-0.1	-1.94%	15,471,308
PEC	831,083	825,739	381	1.28	1.36	0.08	6.25%	1,165,474
PIB	0	0	0	1.14	1.14	0	0.00%	0
PIBC	512,876	909,978	3	2.75	2.59	-0.16	-5.82%	1,284,373
PID	513,000	426,031	5	0.83	0.94	0.11	13.25%	601,314
PIIC	764,077	795,466	235	1.04	1.04	0	0.00%	1,122,746
PLAZA	27,900	21,263	5	0.78	0.78	0	0.00%	30,011
PRICO	393,467	485,585	126	1.22	1.21	-0.01	-0.82%	685,370
QUDS	5,207,576	6,286,075	109	1.63	1.6	-0.03	-1.84%	8,872,371
UCI	1,838,485	1,655,503	221	1.26	1.32	0.06	4.76%	2,336,631
VOIC	5,576	18,867	2	3.62	3.58	-0.04	-1.10%	26,630

www.sahem-inv.com

Main Office-Sahem Trading & Investment Co.-P.O Box: 2187 Ramallah-Phone: 02-2965710
Gaza-Phone: 08-2869660- Bethlehem-Phone: 02-2744672-Khan Younes-Phone: 08-2064910